

Sylvan



1982 Fishing Boats

22' & 18' OFFSHORES



18' Offshore O.B.

The best of two worlds in two boats — the 22' and 18' Offshores. These great fishing boats double as family boats to please everyone. The lightweight aluminum construction lets you take a group of people comfortably without using a lot of gas. And, if you want the trip to last overnight, the Offshores are ready with completely upholstered cockpits and camper enclosures. Check out these elegant models and see why the 22' and 18' Offshores are such outstanding values.

Specifications: 22' Offshore I/O O.B.

Center length 21'7" • Beam 94" • Transom width 85" • Max. H.P. I/O — 185, O.B. — 240 • Approx. wt. I/O — 1400, O.B. — 1300 • Alum. thickness .100 • Capacity 2100 • Interior depth 36".

Color Availability:

Palm Rust.

Standard Equipment:

2 - 20 gal. built-in gas tanks (1-30 gal. tank on O.B.) • 4 cleats • Full camper enclosure • (Top only on O.B.) • Bow rails • Stern rails • Full instrumentation • Ice box • Porti-potti space • Marine carpet • Interior lights • Side bumper rails • Bilge

and blower (I/O only) (Bilge only O.B.) • Front hatch • Rear and convertible lounge on I/O only • Ladder on I/O only • Removable rear jump seats on O.B. only • Cabin curtains • Hydraulic steering on O.B. only.

Optional Equipment:

Mooring cover • Camper enclosure for O.B.

Specifications: 18' Offshore O.B.

Center length 18' 5½" • Beam 84" • Transom width 75" • Max. H.P. 140 • Approx. wt. 1200 • Alum. thickness .085 • Capacity 1555 • Interior depth 30".

Color Availability:

Brown Walnut.

Standard Equipment:

Top and boot • Bilge pumps • Built-in gas tank 20 gal. • Jump seats • Side bumper rails • In floor storage • Full instrumentation • Table • Front hatch • Porti-potti space • Interior lights • Bow rails • Marine carpet.

Optional Equipment:

Mooring cover • Camper enclosure.



22' Offshore O.B.



18' Offshore O.B.



22' Offshore O.B.



22' RODMASTER



Sylvan has the perfect boat for the devoted fisherman. The 22' Rodmaster is for the angler who wants a stable tough-water craft with comfort. Two removable pedestal seats, a center console with a flip-up seat and two lockable storage compartments are just few of the items Sylvan has put in for your comfort and convenience. Add to this the lightweight aluminum construction that weighs about two-thirds that of similar fiberglass models and you can be assured of Sylvan quality.

Specifications: 22' Rodmaster

Center length 21'7" • Beam 91" • Transom width 84" • Max. H.P. 240 • Approx. wt. 1100 lbs. • Alum. thickness .100 • Capacity 2100 • Interior side depth 36'

Color Availability:
Rust.

Standard Equipment:



30 gal. built-in gas tank • 4 cleats • Hydraulic steering • Removable pedestal seats • 4 seat mounting receivers • Bilge pump • 2 lockable rod storage compartments • Center console with flip seat and front seat • Flip-up table • Carpeted deck • Raised front casting platforms • Front storage • Side bumper rails.

Optional Equipment:

Bimini top • Seat arms • Console windshield • Live well kit • Mooring cover.



22' Rodmaster



18' RODMASTER



For the serious fisherman who wants a dependable fishing boat with some extras. The 18' Rodmaster from Sylvan is a lightweight aluminum fishing boat that will give you all the pleasure possible. With this model, all those extra flourishes you want are standard. And, because it's made of economical aluminum, it can be equipped with a lower horsepower motor than fiberglass boats of equal size. The 18' Rodmaster—an excellent model at an affordable price.

Specifications: 18' Rodmaster

Center length 18'5½" • Beam 84" • Transom width 75" • Max. H.P. 140 • Approx. wt. 920 • Alum. thickness .085 • Capacity 1810 • Interior depth 30"

Color Availability: Rust.

Standard Equipment:

Bilge pump • Carpeted deck and floor • Lockable rod boxes • Flipback driver's seat with live well • Mechanical steering • 4 cleats • Removable front seat pedestal • Bow and stern lights • Live well and pump • Sliding doors to gas tank area • Built-in 18 gal. tank • 2 rear seat receivers.

Optional Equipment:


Windshield • Bow rails • Sun top • Mooring cover • Ice chest • Seat arms • Extra seats.



18' Rodmaster



16' RODMASTER



An impressive boat that's a real value. The 16' Rodmaster has it all. Enough room for a group of anglers plus their gear in comfort, and most of the furnishings you really want are standard equipment. The sensible lightweight aluminum construction makes the 16' Rodmaster the right choice for 1982.

Specifications: 16' Rodmaster

Center length 16'2" • Beam 76" •
Transom width 70" • Max. H.P. 90 •
Approx. wt. 680 • Alum. thickness .080
• Capacity 1500 • Interior depth 28"

Color Availability:

Palm Rust. Molten Fire. Bronze.

Standard Equipment:

Bilge pump • Carpeted deck and floor •
Lockable rod box • Swivel driver's seat •
Mechanical steering • 4 cleats • Remov-
able front seat pedestals • Bow and
stern lights • Live well and pump • Slid-
ing doors to gas tank area • Fixed rear
seat and pedestal.

Optional Equipment:


Windshield • Bow rails • Sun top •
Mooring cover • Ice chest • Seat arms.



16' Rodmaster



18', 16' & 14' SPORTS-MASTERS



16' Sports-master

18' Sports-master

14' Sports-master



The Sports-masters from Sylvan are a great way for the whole family to enjoy boating. Whether it's fishing, skiing or just cruising around, the Sports-masters are ready to respond. We've incorporated special purpose boats into one fine craft. The economical aluminum construction saves you gasoline and makes any of these Sports-masters the perfect boat for the entire family.

Specifications: 18' Sports-master

Center length 18'5½" • Beam 84" • Transom width 75" • Max. H.P. 140 • Approx. wt. 1020 • Alum. thickness .085 • Capacity 1810 • Interior depth 30".

Color Availability:

Rust.

Standard Equipment:

Front casting platform • Console • 4 cleats • Carpeted deck and floor • Removable front pedestal and seat plus extra base • Windshield • In floor ski and equipment storage • Rod holders • Rear pedestal and seat • Live well and pump • Side bumper rails • Bilge pump • Sliding doors to gas and battery area.

Optional Equipment:

Front cover • Extra seats and pedestals • Seat arms • 1 sleeper seat • Cooler •

Side and aft curtains • Mooring cover.

Specifications: 16' Sports-master

Center length 16'2" • Beam 76" • Transom width 70" • Max. H.P. 90 • Approx. wt. 650 • Alum. thickness .080 • Capacity 1500 • Interior depth 28".

Color Availability:

Bronze, Rust.

Standard Equipment:

Carpeted deck and floor • Front casting platform • Removable front pedestal and seat plus extra base • Console • Windshield • 4 cleats • In floor ski and equipment storage • Rod holders • Live well and pump • Bilge pump • Side bumper rails • Sliding door to gas and battery area • Rear pedestal and seat.

Optional Equipment:

Top and boot • Front cover • Seat arms • Extra seats and pedestals • Cooler • 1 sleeper seat • Side and aft curtains • Mooring cover.

Specifications: 14' Sports-master

Center length 14'5" • Beam 67" • Transom width 57" • Max. H.P. 60 • Approx. wt. 440 • Alum. thickness .063 • Capacity 1250 • Interior depth 25".



18' Sports-master



16' Sports-master



14' Sports-master

Color Availability:

Rust.

Standard Equipment:

Removable front pedestal and seat plus extra base • Carpeted deck and floor • Console • Windshield • Front casting platform • Rod holders • 4 cleats • Live well and pump • Bilge pump • Driver's pedestal seat.

Optional Equipment:

Cooler • Top and boot • Extra seats and pedestals • Seat arms • Front cover • Side and aft curtains • Mooring cover.



16' SEAMONSTER & 16' SEAMAN



Americans are always looking for a good deal. And with the Sylvan Seamonster and Seaman, your efforts aren't in vain. Both are constructed of lightweight aluminum to let you go a long way on a little gas. Add the fishing gear of your choice and you won't ever want to go home.

Specifications: 16' Seamonster

Center length 16'2" • Beam 76" • Transom width 70" • Max. H.P. 60 • Approx. wt. 510 • Alum. thickness .080 • Capacity 1350 • Interior depth 28".

Color Availability:
Medium blue.

Standard Equipment:

Rod holders • Two pedestal seats • Carpeted deck and floor • Running lights • 4 cleats • Mechanical steering • Console • Live well with pump • Swivel seat.

Optional Equipment:

Bow rails • Bilge pump • Seat arms • Windshield • Sun top • Mooring cover.

Specifications: 16' Seaman

Center length 16'5" • Beam 67" • Transom width 57" • Max. H.P. 60 • Approx. wt. 550 • Alum. thickness .065 • Capacity 1200 • Interior depth 26".

Color Availability:
Medium blue.

Standard Equipment:

Carpeted deck and floor • Front and rear lights • 4 cleats • One swivel pedestal seat • Mechanical steering • Console • Rod racks • Live well with pump.

Optional Equipment:

Sun top • Windshield • Mooring cover • Seat arms.



16' Seamonster



16' Seaman



16' & 14' EXPLORERS



Cutting costs without cutting corners is very important these days. And with the Explorers by Sylvan this need is met. These practical models are super efficient and come equipped with a live well, rod holders, mechanical steering and plenty of room for storage. An economical aluminum construction assures you of Sylvan quality. The Explorers show you that you can get a lot without spending a lot.

Specifications: 16' Explorer

Center length 16'5" • Beam 67" • Transom width 57" • Max. H.P. 60 • Approx. wt. 610 • Alum. thickness .065 • Capacity 1200 • Interior depth 26"

Color Availability:
Bronze.

Standard Equipment:

Rod holders • Mechanical steering • Bow and stern lights • Live well and pump • Two removable pedestals • Raised casting platforms • Bilge pump • Locking rod box.

Optional Equipment:

Bow rails • Arm rests • Sun top • Windshield • Mooring cover.

Specifications: 14' Explorer

Center length 14'5" • Beam 67" • Transom width 57" • Max. H.P. 50 • Approx. wt. 440 • Alum. thickness .065 • Capacity 1000 • Interior depth 26"

Color Availability:
Bronze.

Standard Equipment:

Live well and pump with swivel seat • Motor well • Carpeted deck and floor • Rod holders • Positive mechanical steering • Bow and stern lights • Cleats • One swivel seat.

Optional Equipment:

Windshield • Sun top • Mooring cover • Seat arms • Bow rails • Additional seats.




16' Explorer



14' Explorer



16' BASS HAWK I & II & 14' BASS HAWK



If you're looking for a stable, well-constructed bass boat that's easy to maneuver and isn't a gas guzzler, one of the Sylvan Bass Hawks is for you. The Bass Hawks feature a live well, mechanical steering and a trolling motor plug-in. Try one of these rugged V flatbottoms and change your fishing life.

Specifications: 16' Bass Hawk I

Center length 16'6" • Beam 73" • Transom width 71" • Max. H.P. 60 • Approx. wt. 570 • Alum. thickness .072 • Capacity 925 • Depth of sides 22"

Color Availability:
Bronze.

Standard Equipment:

Live well • Mechanical steering • Running lights • Raised casting platform • Locking rod box • Rod holders • One removable pedestal seat with extra base • Trolling motor plug-in • One fixed pedestal seat • Ice well • Locking front compartment.

Optional Equipment:

Seats with extra base • Mooring cover.

Specifications: 16' Bass Hawk II

Center length 16'6" • Beam 73" • Transom width 71" • Max. H.P. 60 • Approx. wt. 635 • Alum. thickness .072 • Capacity 925 • Depth of sides 22"

Color Availability:
Bronze.

Standard Equipment:

Live well and bilge pump • Large water tight storage under driver's seat • Trolling motor plug-in • Running lights • Locking storage • Mechanical steering • Locking rod storage • Marine carpet • Ice well.

Optional Equipment:

Extra seats • Seat arms • Mooring cover • Windshield • Extra ice well.

Specifications: 14' Bass Hawk

Center length 14'6" • Beam 71" • Transom width 69" • Max. H.P. 30 • Approx. wt. 440 • Alum. thickness .072 • Capacity 975 • Depth of sides 17½" • Transom height—Long Shaft.

Color Availability:
Bronze.



16' Bass Hawk I



16' Bass Hawk II



14' Bass Hawk

Standard Equipment

Carpeted deck and floor • One removable pedestal and seat • Running lights • Bilge pump • Rod holders • Console.

Optional Equipment:

Live well • Grab rails • Mooring cover.



17' PRO-HAWK I & II



17' Pro Hawk I

17' Pro Hawk II

Stability and easy maneuverability in rough water—those are two very important requirements for bass boats. The newest members of the Sylvan line have met both requirements. These are fiberglass 7% vee flatbottoms that are great for tricky rivers and especially designed for tough to get into spots. Maybe this explains why people are hooked on Sylvan.

Specifications: 17' Pro-Hawk I

Center length 17' • Beam 75" • Max. H.P. 60 • Approx. wt. 630 • Capacity 1200 • Depth of sides 16".

Color Availability:

Bronze, Medium Blue, Rust, Buckskin Brown.

Standard Equipment:

Carpeted hull • 2 removable bass boat seats with spiders and stems • 3 bases • Lights • Bow and stern eyes • Rod holders.

Optional Equipment:

Live well • Console with steering • Extra seats • Arms for seats • Mooring cover.

Specifications: 17' Pro-Hawk II

Center length 17' • Beam 75" • Max. H.P. 115 • Approx. wt. 750 • Capacity 1450 • Depth of sides 18".

Color Availability:

Bronze, Medium Blue, Rust, Buckskin Brown.

Standard Equipment:

Carpeted hull • Live well with pump • Lights • Bilge pump • Cleats • 12 gal. gas tank • Lockable rod storage • 2 removable seats and pedestals • 3 bases • Trolling plug-in • Ice cooler.

Optional Equipment:

Extra seats • Arms for seats • Mooring cover.



17' Pro Hawk I



17' Pro Hawk II



ADVANTAGE SERIES 20&24 FISHING PONTOON



24' Fishing Advantage

Do not ride outside of gate when boat is moving.

How do you satisfy an entire family's boating needs? Sylvan has created the 20' and 24' Advantage Fishing Pontoons that are great for fishing and terrific for cruising around. Two relocatable fishing seats, a live well and pump, a dinette table and a three piece furniture set are just some of the standard equipment on this model. Whether it's fishing you enjoy or lazy days on the water, you can have it all with the Advantage Series 20' and 24' Fishing Pontoons.

Specifications: 24' Fishing Pontoon

Length of pontoons 24' • Diameter of pontoons 19' • Length of deck 20' • Beam 8' • Front deck area 4' x 8' • Length of enclosed area 12' • Number of support channels 9 • Maximum horsepower recommended 50.

Specifications: 20' Fishing Pontoon

Length of pontoons 20' • Diameter of pontoons 19' • Length of deck 16' • Beam 8' • Front deck area 4' x 8' • Length of enclosed area 12' • Number of support channels 9 • Maximum horsepower recommended 50.

Color Availability:
Green, Rust.

Standard Equipment:

2 relocatable fishing seats • 4 fishing seat positions • Live well with pump • Surrey top • Bow rails • Right hand steering only • Rod holders • Flip-back seat • Dinette table • 3-piece rear furniture package • Captain's chair • Steering console.

Optional Equipment:

Deluxe top • Running lights • Mooring cover • Furniture covers • Ladder • 4 corner furniture • Adjustable transom • Red, Brown, Blue with high fencing.

Shown with optional furniture.



24' Fishing Advantage



14' & 12' SEA BREEZES



If you want a compact fishing boat at an affordable price, check out the Sea Breeze from Sylvan. These light-weight aluminum fishing boats have non-skid floors and give the boat owner many of the features he might find only in the more expensive models. Look over the wide selection of compact fishing boats listed on this page and the next. We're sure you'll find one designed for you.

Specifications:

14' Sea Breeze

Center length 13'10" • Beam 56" • Transom width 46½" • Max. H.P. 15 • Approx. wt. 126 • Alum. thickness .050 • Capacity 700 • Interior depth 20"

Color Availability:

Rust/White.

Specifications:

12' Sea Breeze

Center length 11'9" • Beam 56" • Transom width 46½" • Max. H.P. 10 • Approx. wt. 112 • Alum. thickness .050 • Capacity 600 • Interior depth 20"

Color Availability:

Rust/white.



14' Sea Breeze



12' Sea Breeze



14' & 12' FISHERMAN ADVANTAGES



The Fisherman Advantages from Sylvan are compact models that have a compact price. The Fisherman Advantage gives you many of the features that are in the more expensive models. Its sensible aluminum construction and non-skid floors are just a few more reasons why the Fisherman Advantage is a very popular model.

Specifications:

14' Fisherman Advantage

Center length 13'9" • Beam 52" • Transom width 47" • Max. H.P. 10 • Approx. wt. 100 • Alum. thickness .050 • Interior depth 17" • Capacity 445.

Specifications:

12' Fisherman Advantage

Center length 11'9" • Beam 52" • Transom width 46½" • Max. H.P. 7 • Approx. wt. 90 • Alum. thickness .050 • Capacity 445 • Interior depth 17".



14' Advantage



12' Advantage



16' & 14' SEA SNAPPERS



16' Sea Snapper

14' Sea Snapper

For the fisherman who wants more for less, Sylvan has carried on its tradition to offer you a boat that's a lot of boat at a reasonable price. The Sea Snappers from Sylvan have a tough aluminum construction that assures you of that Sylvan quality. If you're in the market for a compact fishing boat, be sure to check out these models.

Specifications:

16' Sea Snapper

Center length 16'5" • Beam 74" •
Transom width 61 1/4" • Max. H.P. 45 •
Approx. wt. 340 • Alum. thickness .070 •
Capacity 1450 • Interior depth 34"

Color Availability:

White.

Specifications:

14' Sea Snapper

Center length 14'4" • Beam 65" •
Transom width 56 1/2" • Max. H.P. 30 •
Approx. wt. 210 • Alum. thickness .065 •
Capacity 850 • Depth 29"

Color Availability:


White.



CANOES



14' Sea Snapper



16' Sea Snapper



16' Sea Snapper



14' Sea Snapper



For backwater country, the Sylvan 1982 canoe selection comes complete with double end square stern styles. The safety spon construction on every model assures you of the dependability of the Sylvan reputation.

Double end models include 15' and 17' canoes. The square stern model is 16'.

We also make 4 models of johns: 10' Standard, 12' Standard, 12' Deluxe and 14' Deluxe.



Check out the 1982 Sylvan fishing boats
and you'll see why people are hooked on
Sylvan. Your Sylvan dealer can give
you all the help you need and fill you in
on the complete 1982 Sylvan line.

Sylvan also makes a complete line
of pontoon boats, fiberglass runabouts,
space ships and paddle boats.



Sylvan Marine
P.O. Box 25
New Paris, IN 46553
(219) 831-2950

Specifications and prices are subject to change without notice.
Warranty information is available upon request.