


SYLVAN '91



F I S H I N G B O A T S



P O N T O O N S



C R U I S E R S




S P A C E S H I P S

R U N A B O U T S

R E L A X I T ' S A S Y L V A N

OFFSHORE

The Sylvan reputation for fine aluminum boats grows every year and this year we're offering more storage, more roominess, and more boats with more features than ever before. Get your search started by taking a close look at the newest and biggest Sylvan of them all...the all-new 26' Offshore.



All New 1991 26' Offshore

OFFSHORE 26' I/O

Standards: 80-gallon built-in gas tank • Bow rails • Grab rails • Side bumper rails • Top and boot • Full instrumentation • Full camper enclosure • Porti-potti • Marine carpet • Vinyl deck covering • Cabin curtains • Front hatch • Bilge pump • Bilge blower • Windshield • Running lights • Bold accent striping • Horn • AM/FM Stereo-Cassette with exterior antenna • In-floor storage • 2 aerated live wells • Alcohol stove • 2 raised front seats • Rod holders • Built-in cooler • Cabin lights • Sliding cabin windows with screen • Bow lifting eye • Storage cabinet • Windshield wiper • Sink with holding tank • 2 removable jump seats.

Option: Swim platform.
Color: Gray.

OFFSHORE 22' I/O and Hardtop

Standards: 2 20-gallon built-in gas tanks • 4 cleats • Bow rails • Stern rails with ladder • Side grab rails • Side bumper rails • Top and boot • Full instrumentation • Full camper enclosure • Porti-potti space • Marine carpet • Vinyl deck covering • Cabin curtains • Front hatch • Bilge pump • Bilge blower • Side storage • Windshield • Starboard windshield wipers (Hardtop) • Port side console with glove box & grab rail • Interior lights • Running lights • Bold accent striping • Raised front seats • Rear and convertible lounge • Removable rear jump seats • 2 cup holders • Cabin top rail • Ice chest • Horn • AM/FM Stereo-Cassette with exterior antenna.

Options: Mooring cover • Sea Drive
Color: Gray.

OFFSHORE 22' O.B. and Hardtop

Standards: 2 20-gallon built-in gas tanks • 4 cleats • Bow rails • Side grab rails • Side bumper rails • Top and boot • Full instrumentation • Full camper enclosure • Porti-potti space • Marine carpet • Vinyl deck covering • Cabin curtains • Front hatch • Bilge pump • Side storage • Windshield • Starboard windshield wipers (Hardtop) • Port side console with glove box & grab rail • Interior lights • Running lights • Bold accent striping • Raised front seats • Removable rear bench seat • 2 cup holders • Cabin top rail • Ice chest • Horn • AM/FM Stereo-Cassette with exterior antenna.

Options: Mooring cover • Sea Drive
Color: Gray.





22' Offshore O.B.



26' Offshore

Model	Center Length	Beam	Transom Width	Depth	Max. H.P.	Weight	Alum. Thick.	Capacity Lbs.	People Capacity
Offshore 26' I/O	25' 7"	102"	98"	51"	260	2700	.100	NA	12
Offshore 22' I/O	21' 7"	92"	85"	44"	175	1540	.100	2100	10
Offshore 22' O.B.	21' 7"	92"	85"	44"	180	1430	.100	2400	10



OFFSHORE & SKIPPER

Enjoy years of boating fun in the comfort and safety of the 21' Offshore. Or, take off in the 21' Skipper, it's a closed-bow beauty that is just right for any weather, any pleasure.

Plenty of safe, dry storage space up front and spacious sleeper seats and removable rear jump seats for added passenger comfort.



21' Skipper I/O

OFFSHORE 21' I/O

Standards: 2 20-gallon built-in gas tanks • 4 cleats • Bow rails • Side grab rails • Side bumper rails • Top and boot • Full instrumentation • Full camper enclosure • Porti-potti space • Marine carpet • Vinyl deck covering • Front hatch • Bilge pump • Bilge blower • Rod holders • Horn • Windshield • Port side console with glove box & grab rail • Interior lights (Note: 25" single motor needed; regular long shaft for twins) • Running lights • Bold accent striping • Raised front seats • Removable rear jump seats • 2 cup holders • AM/FM Stereo-Cassette with exterior antenna.

Options: Mooring cover • Sea Drive.

Color: Burgundy.

OFFSHORE 21' O.B.

Standards: 2 20-gallon built-in gas tanks • 4 cleats • Bow rails • Side grab rails • Side bumper rails • Top and boot • Full instrumentation • Full camper enclosure • Porti-potti space • Marine carpet • Vinyl deck covering • Front hatch • Bilge pump • Rod holders • Horn • Windshield • Port side console with glove box & grab rail • Interior lights (Note: 25" single motor needed; regular long shaft for twins) • Running lights • Bold accent striping • Raised front seats • 2 removable pedestal seats • 2 cup holders • AM/FM Stereo-Cassette with exterior antenna.

Options: Mooring cover • Sea Drive.

Color: Burgundy.

SKIPPER 21' I/O

Standards: 24-gallon built-in gas tank • 4 cleats • Bow rails • Stern rails with ladder • Side bumper rails • Top and boot • Full instrumentation • Marine carpet • Carpeted deck • Bilge pump • Bilge blower • In-floor storage • Bow storage • Rod holders • Windshield • Horn • Port side console with glove box & grab rail • Running lights • Bold accent striping • Front step to bow • 2 sleeper seats • Removable rear jump seats • 2 cup holders • AM/FM Stereo-Cassette with exterior antenna.

Options: Fisherman's top • Mooring cover • Camper curtain • Side and aft curtains • Extra bass seats • Live well with bass seat.

Color: Blue.

SKIPPER 21' O.B.

Standards: 30-gallon built-in gas tank • 4 cleats • Bow rails • Side bumper rails • Top and boot • Full instrumentation • Marine carpet • Carpeted deck • Bilge pump • In-floor storage • Bow storage • Rod holders • Windshield • Horn • Port side console with glove box & grab rail • Running lights • Bold accent striping • Front step to bow • 2 sleeper seats • 2 cup holders • AM/FM Stereo-Cassette with exterior antenna.

Options: Fisherman's top • Mooring cover • Camper curtain • Side and aft curtains • Extra bass seats • Live well with bass seat.

Color: Blue.



21' Skipper O.B.



21' Skipper O.B.

Model	Center Length	Beam	Transom Width	Depth	Max. H.P.	Weight	Alum. Thick.	Capacity Lbs.	People Capacity
Offshore 21' I/O	20' 9"	90"	85"	42"	175	1330	.100	1900	8
Offshore 21' O.B.	20' 9"	90"	85"	42"	180	1300	.100	2100	9
Skipper 21' I/O	20' 7"	90"	85"	42"	145	1160	.100	2100	9
Skipper 21' O.B.	20' 7"	90"	85"	42"	180	1150	.100	2200	9



Offshore 21' I/O

SUPER-SPORTSTER

The Sylvan Super-Sportster says it all. **B**ecause we mean super! **Y**ou'll love the way this boat handles. **S**uper! **Y**ou'll enjoy sleeper seats that fold out to become the perfect place for catching rays. **O**r, better yet, catch a hold of all the fishing features like a live well, front casting platform and built-in rod holders. **I**t's really two boats in one. **I**t's really super!



Super-Sportster 18' I/O



Super-Sportster 21' I/O



SUPER-SPORTSTER 21' O.B. & I/O

Standards: 30-gallon built-in gas tank (24-gallon I/O) • 4 cleats • Bow rails • Stern rails with ladder (I/O) • Side bumper rails • Top and boot • Full instrumentation • Marine carpet • Carpeted deck • Bilge pump • Bilge blower (I/O) • Side storage • In-floor storage • Bow storage • Lockable rod storage (Port side) • Rod holders • Horn • Walk-thru windshield • Port side console with glove box • Live well • Running lights • Bold accent striping • Bow cushions and back rests • Rear and convertible lounge (I/O) • Bench seats (O.B.) • Sleeper seat • Removable rear jump seats (I/O) • AM/FM Stereo-Cassette with exterior antenna.

Options: Fisherman's top and canvas • Mooring cover • Bow cover • Bow curtains • Side and aft curtains • Bow platform insert w/ bass seat • Seat arms.
Color: Gray.

SUPER-SPORTSTER 19' O.B. & I/O

Standards: 30-gallon built-in gas tank (24-gallon I/O) • 4 cleats • Bow rails • Side bumper rails • Top and boot • Full instrumentation • Carpeted floor and deck • Bilge pump • Bilge blower (I/O) • Side storage • In-floor storage • Lockable rod storage (Port side) • Rod holders • Horn • Walk-thru windshield • Port side console with glove box • Live well with swivel bass seat • Running lights • Bold accent striping • Ladder (I/O) • Bow cushions and back rests • 1 sleeper seat • Removable rear jump seats (I/O) • AM/FM Stereo-Cassette with exterior antenna.

Options: Fisherman's top and canvas • Mooring cover • Bow cover • Side and aft curtains • Bow platform insert w/ bass seat • Seat arms.
Color: Blue.

SUPER-SPORTSTER 18' O.B. & I/O

Standards: 23-gallon built-in gas tank (18-gallon I/O) • 4 cleats • Bow rails • Side bumper rails • Top and boot • Full instrumentation • Carpeted deck • Bilge pump • Bilge blower (I/O) • Swim platform (I/O) • Side storage • In-floor storage • Lockable rod storage (Port side) • Rod holders • Walk-thru windshield • Horn • Port side console with glove box • Live well with swivel bass seat • Running lights • Bold accent striping • Bow cushions and back rests • Table (O.B.) • 1 sleeper seat • Rear jump seats • AM/FM Stereo-Cassette with exterior antenna.

Options: Fisherman's top and canvas • Mooring cover • Bow cover • Side and aft curtains • Bow platform insert w/ bass seat • Seat arms.
Color: Burgundy.


SUPER-SPORTSTER 17' O.B.

Standards: 23-gallon built-in gas tank • 4 cleats • Bow rails • Side bumper rails • Full instrumentation • Carpeted deck • Bilge pump • Side storage • In-floor storage • Lockable rod storage (Port side) • Rod holders • Walk-thru windshield • Horn • Port side console with glove box • Live well with swivel bass seat • Running lights • Bold accent striping • Bow cushions and back rests • 1 sleeper seat • AM/FM Stereo-Cassette with exterior antenna.

Options: Fisherman's top and canvas • Top and boot • Mooring cover • Bow cover • Side and aft curtains • Bow platform insert w/ bass seat • Seat arms.
Color: Blue.



Super-Sportster 19' I/O



Super-Sportster 16' O.B.



Super-Sportster 17' O.B.



Super-Sportster 18' O.B.

SUPER-SPORTSTER 16' O.B.

Standards: 17-gallon built-in gas tank • 4 cleats • Bow rails • Side bumper rails • Full instrumentation • Carpeted floor and deck • Bilge pump • Side storage • Lockable rod storage (Port side) • Rod holders • Walk-thru windshield • Horn • Port side console • Live well with swivel bass seat • Running lights • Bold accent striping • Bow cushions and back rests • 1 sleeper seat • AM/FM Stereo-Cassette with exterior antenna.

Options: Fisherman's top and canvas • Top and boot • Mooring cover • Bow cover • Side and aft curtains • Bow platform insert w/bass seat • Seat arms.
Colors: Blue • Burgundy.

Model	Center Length	Beam	Transom Width	Depth	Max. H.P.	Weight	Alum. Thick.	Capacity Lbs.	People Capacity
Super-Sportster 21' I/O	20'7"	90"	85"	42"	145	1150	.100	2100	9
Super-Sportster 21' O.B.	20' 7"	90"	85"	42"	180	1100	.100	2200	9
Super-Sportster 19' I/O	18' 10"	87"	84"	42"	145	1095	.100	1825	8
Super-Sportster 19' O.B.	18' 10"	87"	84"	42"	175	1045	.100	1955	8
Super-Sportster 18' I/O	18' 5 1/2"	82"	75"	38 1/4"	145	1040	.080	1555	8
Super-Sportster 18' O.B.	18' 5 1/2"	82"	75"	38 1/4"	140	990	.080	1810	8
Super-Sportster 17' O.B.	16' 9"	83"	79"	37 1/2"	130	800	.100	1700	7
Super-Sportster 16' O.B.	16' 2"	76"	70"	33 1/2"	90	690	.080	1300	5



Super-Sportster 21' O.B.



Super-Sportster 19' O.B.

PRO FISHERMAN

You don't have to be a professional fisherman to appreciate all the fishing features in our Pro Fisherman. You'll marvel at all the standard items and roominess built into these boats. Large front aerated live well with pump, trolling motor receptacle, lockable storage, just to name a few of the many fishing features you'll find here... at a price you can afford.



Pro Fisherman 21' Dual



Pro Fisherman 18' Dual



Pro Fisherman 17' Dual

PRO FISHERMAN 21'

(Dual Console)

Standards: 30-gallon built-in gas tank • 4 cleats • Side bumper rails • Fisherman's top and boot • Full instrumentation • Carpeted floor and deck • Raised front casting platform • Bilge pump • In-floor storage • Front storage • 2 lockable storage compartments • Port and starboard lockable rod storage • Rod holders • Lockable tackle tray • Horn • Walk-thru windshield • Port side console w/ glove box • Large, front aerated live well with pump • Trolling motor receptacle • Interior lights • Running lights • Sliding doors to battery area • Bold accent striping • 3 pedestal bass seats (1 fixed with slider, 2 removable) • 4 CB bases • AM/FM Stereo-Cassette with exterior antenna.

Options: Mooring cover • Bow cover • Side and aft curtains • Cooler • 1 sleeper seat • Seat arms • Extra seats and pedestals.

Color: Gray.

PRO FISHERMAN 18'

(Single & Dual Console)

Standards: 23-gallon built-in gas tank • 4 cleats • Side bumper rails • Fisherman's top and boot (Dual Console) • Full instrumentation • Carpeted floor and deck • Raised front casting platform • Bilge pump • In-floor storage • Front storage • 2 lockable storage compartments (Dual Console) • 1 lockable storage compartment (Single Console) • Port and starboard lockable rod storage • Rod holders • Horn • Walk-thru windshield (Dual Console) • Port side console with glove box (Dual Console) • Large, front aerated live well with pump • Lockable tackle tray • Trolling motor receptacle • Interior lights • Running lights • Sliding doors to battery area • Bold accent striping • 3 pedestal bass seats (1 fixed with slider, 2 removable) • 4 CB bases • AM/FM Stereo-Cassette with exterior antenna.

Options:

Top (Single Console) • Mooring cover • Bow cover • Side and aft curtains • Windshield (Single Console) • Drop-in cooler • 1 sleeper seat • Seat arms • Extra seats and pedestals.

Color: Blue.

PRO FISHERMAN 17'

(Single & Dual Console)

Standards: 23-gallon built-in gas tank • 4 cleats • Side bumper rails • Full instrumentation • Carpeted floor and deck • Raised casting platform • Bilge pump • In-floor storage • Front storage • 2 lockable storage compartments (Dual Console) • 1 lockable storage compartment (Single Console) • Lockable tackle tray • Port and starboard lockable rod storage • Rod holders • Horn • Walk-thru windshield (Dual Console) • Large, front aerated live well with pump • Trolling motor panel • Interior lights • Running lights •

Bold accent striping • 1 fixed pedestal seat with slider • 2 hydraulic removable bass seats • 4 CB bases • Glove box (Dual Console) • AM/FM Stereo-Cassette with exterior antenna.

Options: Fisherman's top and canvas • Regular top and canvas • Top and boot • Mooring cover • Bow cover • Side and aft curtains (Dual Console) • Windshield (Single Console) • 1 sleeper seat • Seat arms • Extra seats and pedestals.

Colors: Burgundy • Blue.

PRO FISHERMAN 16'

(Single & Dual Console)

Standards: 17-gallon built-in gas tank • 4 cleats • Side bumper rails • Carpeted floor and deck • Raised front casting platform • Bilge pump • Front storage • 2 lockable storage compartments (Dual Console) • 1 lockable storage compartment (Single Console) • Lockable

Pro Fisherman 18' Dual



Pro Fisherman 17' Dual



Pro Fisherman 17'



Pro Fisherman 16' Dual

tackle tray • Port and starboard lockable rod storage • Rod holders • Horn • Walk-thru windshield (Dual Console) • Large, front aerated live well with pump • Trolling motor receptacle • Interior lights • Running lights • Sliding doors to battery area • Bold accent striping • 3 pedestal bass seats (1 fixed with slider, 2 removable) • 4 CB bases • Glove box • AM/FM Stereo-Cassette with exterior antenna.

Options: Fisherman's top and canvas • Regular top and canvas • Top and boot • Mooring cover • Bow cover • Side and aft curtains (Dual Console) • Windshield (Single Console) • 1 sleeper seat • Seat arms • Extra seats and pedestals.
Colors: Burgundy • Blue.


Model	Center Length	Beam	Transom Width	Depth	Max. H.P.	Weight	Alum. Thick.	Capacity Lbs.	People Capacity
Pro Fisherman 21' (Dual)	20' 7"	90"	85"	42"	180	1100	.100	2200	9
Pro Fisherman 18' (Dual)	18' 5"	82"	75"	38 1/4"	140	875	.080	1800	8
Pro Fisherman 18'	18' 5"	82"	75"	38 1/4"	140	850	.080	1800	8
Pro Fisherman 17' (Dual)	16' 9"	83"	79"	37 1/2"	130	825	.100	1550	6
Pro Fisherman 17'	16' 9"	83"	79"	37 1/2"	130	800	.100	1550	6
Pro Fisherman 16'	16' 2"	76"	70"	33 1/2"	90	670	.080	1275	5
Pro Fisherman 16' O.B.	16' 2"	76"	70"	33 1/2"	90	650	.080	1275	5



Pro Fisherman 16'

ELIMINATOR & BASSHAWK

We call it the Eliminator because it eliminates all the competition when it comes to fishing features and quality construction at an affordable price. Sylvan construction features like a double riveted aluminum hull and a reinforced under floor are just two of the many reasons you should be buying the Eliminator.



Eliminator 17'

ELIMINATOR 19'

(Single & Dual Console)
Standards: 30-gallon built-in gas tank • 4 cleats • Side bumper rails • Fisherman's top and canvas • Top and boot (Dual Console) • Full instrumentation • Carpeted floor and deck • Raised front casting platform • Bilge pump • In-floor storage • 3 lockable storage areas (Single Console) • 4 lockable storage areas (Dual Console) • Front storage • Port and starboard lockable rod storage • Rod holders • Horn • Walk-thru windshield (Dual Console) • Port side console with glove box (Dual Console) • Large, front aerated live well with pump • Trolling motor receptacle • Interior lights • Running lights • Built-in cooler • Bold accent striping • 2 hydraulic removable pedestal seats • 1 fixed pedestal seat with slider • 4 CB bases • AM/FM Stereo-Cassette with exterior antenna.

Options: Bow rails • Top (Single Console) • Mooring cover • Windshield (Single Console) • Seat arms • Additional bass seats • Side, aft curtains and bow cover (Dual Console).
Color: Burgundy.

ELIMINATOR 17'

(Single & Dual Console)
Standards: 23-gallon built-in gas tank • 4 cleats • Side bumper rails • Full instrumentation • Carpeted floor and deck • Raised front casting platform • Bilge pump • In-floor storage • Front storage • 3 lockable storage areas (Dual Console) • 2 lockable storage areas (Single Console) • Port and starboard lockable rod storage • Rod holders • 2 large aerated live wells with pump • Horn • Trolling motor panel • Interior lights • Running lights • Built-in cooler • Bold accent

striping • 2 hydraulic removable pedestal seats • 1 fixed pedestal seat with slider • 4 CB bases • AM/FM Stereo-Cassette with exterior antenna.

Options: Fisherman's top and canvas • Regular top and canvas • Bow rails • Top (Single Console) • Top and boot (Dual Console) • Mooring cover • Windshield (Single Console) • Seat arms • Additional bass seats • Side, aft curtains and bow cover (Dual Console).
Color: Burgundy.

BASS HAWK 17'

Standards: 23-gallon built-in gas tank • 2 cleats • Full instrumentation • Carpeted floor and deck • Bilge pump • Raised front casting platform with storage • Lockable rod storage • Large, rear aerated live well with pump • Interior lights • Running lights • Bold accent striping • Trolling motor panel • 2 fixed bass seats with storage • 2 removable bass seats • 2 CB bases • 5 lockable storage compartments.

Options: Mooring cover • Windshield.
Color: Gray.

Eliminator 19' Dual






Eliminator 19' Dual



Eliminator 19'



Eliminator 17' Dual



Eliminator 19' Dual with fisherman's top.

The 17' Bass Hawk comes with 5 lockable storage compartments, a rear aerated live well, full instrumentation and a whole lot more. Handles like a dream, too!

Model	Center Length	Beam	Transom Width	Depth	Max. H.P.	Weight	Alum. Thick.	Capacity Lbs.	People Capacity
Eliminator 19'	18' 10"	87"	84"	42"	175	1050	.100	1955	8
Eliminator 19' (Dual)	18' 10"	87"	84"	42"	175	1075	.100	1955	8
Eliminator 17'	16' 9"	83"	79"	37 1/2"	130	800	.100	1550	6
Eliminator 17' (Dual)	16' 9"	83"	79"	37 1/2"	130	825	.100	1550	6
Bass Hawk 17'	17'	79"	75 1/2"	32"	115	920	.080	1350	5



Bass Hawk 17'


BACKTROLLER

The Sylvan Backtroller with rear washwell keeps you dry as you back into your favorite fishing spot. And, once you're in position, you'll appreciate the raised front casting platform, bilge pump, trolling motor receptacle, large live well with pump and overall Sylvan quality.

We back it up with a great warranty, too!



All New 1991 Backtroller 17'



BACKTROLLER 17'

Standards: 23-gallon built-in gas tank • 4 cleats • Side bumper rails • Carpeted floor and deck • Raised front casting platform • Bilge pump • In-floor storage • Front storage • Port and starboard lockable rod storage • Rod holders • 2 large aerated live wells with pump • Trolling motor panel • Interior lights • Running lights.

Options: Mooring cover • Bow rails • 2 hydraulic removable bass seats. • 1 fixed pedestal seat • 4 CB bases • Additional bass seats.

Color: Blue.

BACKTROLLER 16'

Standards: 17-gallon built-in gas tank • 4 cleats • Carpeted front deck and interior • Raised front casting platform • Bilge pump • Front storage • Lockable storage • Rod storage • Large live well with pump • Trolling motor receptacle • Interior light • Running lights • Bold accent striping • 3 bass seats (1 fixed, 2 removable) • 3 CB bases • 3 cup holders.

Options: Mooring cover • Sun top • Console • Ice cooler • Seat arms.

Color: Gray.

Model	Center Length	Beam	Transom Width	Depth	Max. H.P.	Weight	Alum. Thick.	Capacity Lbs.	People Capacity
Backtroller 16'	16' 2"	76"	70"	33 1/2"	60	620	.080	1350	5
Backtroller 17'	16' 9"	83"	79"	37 1/2"	130	800	.100	1550	6



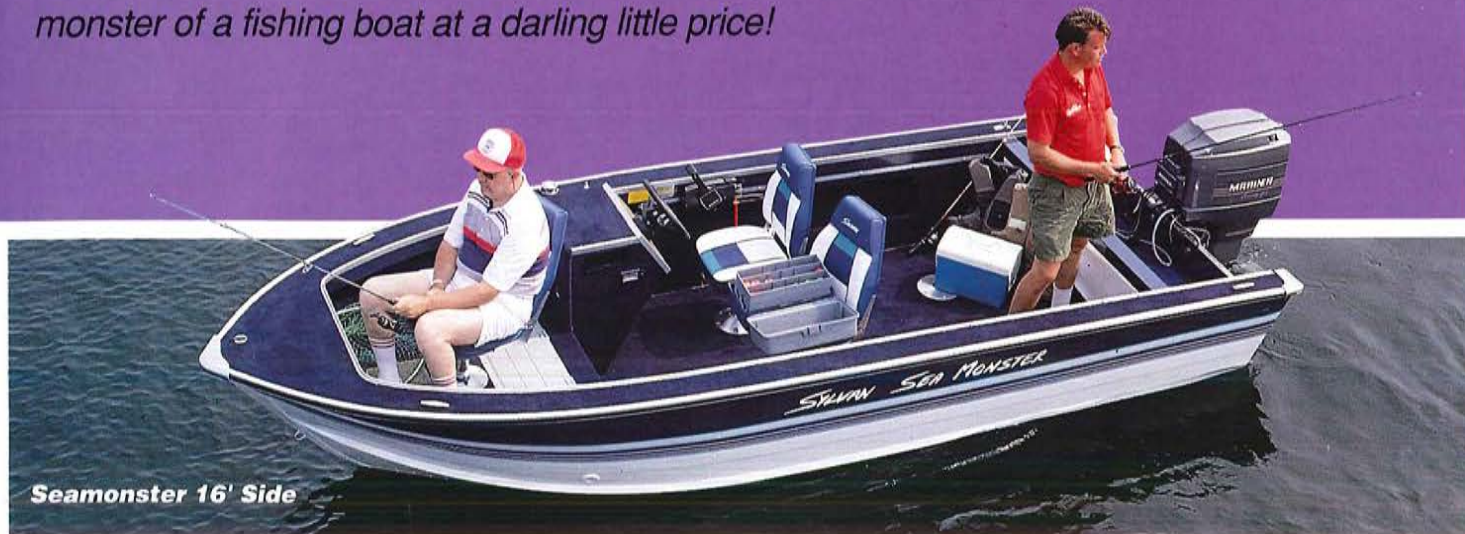
Backtroller 16'



Backtroller 16'

SEAMONSTER

The Sylvan Seamonster strikes terror in the hearts of our competition whenever they see all the features we offer as standard items, at such an inexpensive price. This is a monster of a fishing boat at a darling little price!



Seamonster 16' Side



SEAMONSTER 16'

(Side Console)

Standards: 4 cleats • Carpeted floor and deck • Raised front casting platform • Bilge pump • Lockable rod storage (Port side) • Large aerated live well with pump • Running lights • Horn • Bold accent striping • 3 bass seats (1 fixed with slider, 2 removable) • 3 CB bases • AM/FM Stereo-Cassette with exterior antenna.

Options: Bow rails • Mooring cover • Bimini top • Windshield • Seat arms • 1 bass seat.

Color: Blue.

SEAMONSTER 15'

(Side Console & Tiller Models)

Standards: Carpeted floor and deck • Raised front casting platform • Bilge pump • Bow storage • Lockable rod storage (Port side) • Large front aerated live well with pump • Front and bow removable running lights • Bold accent striping • 3 bass seats (1 fixed, 2 removable) and 3 CB bases (Side Console) • 2 bass seats (1 fixed, 1 removable) and 2 CB bases (Tiller Model) • 2 cup holders • Lockable storage • Glove box.

Options: Mooring cover • Windshield • Seat arms • Extra CB base & bass seat.

Color: Blue.



Seamonster 15'

Model	Center Length	Transom Beam	Width	Depth	Max. H.P.	Alum. Weight	Capacity Thick.	Capacity Lbs.	People Capacity
Seamonster 16' (Side)	16' 2"	76"	70"	33 1/2"	90	610	.080	1200	4
Seamonster 15'	15' 5"	72"	61 1/4"	32"	50	540	.070	1000	4

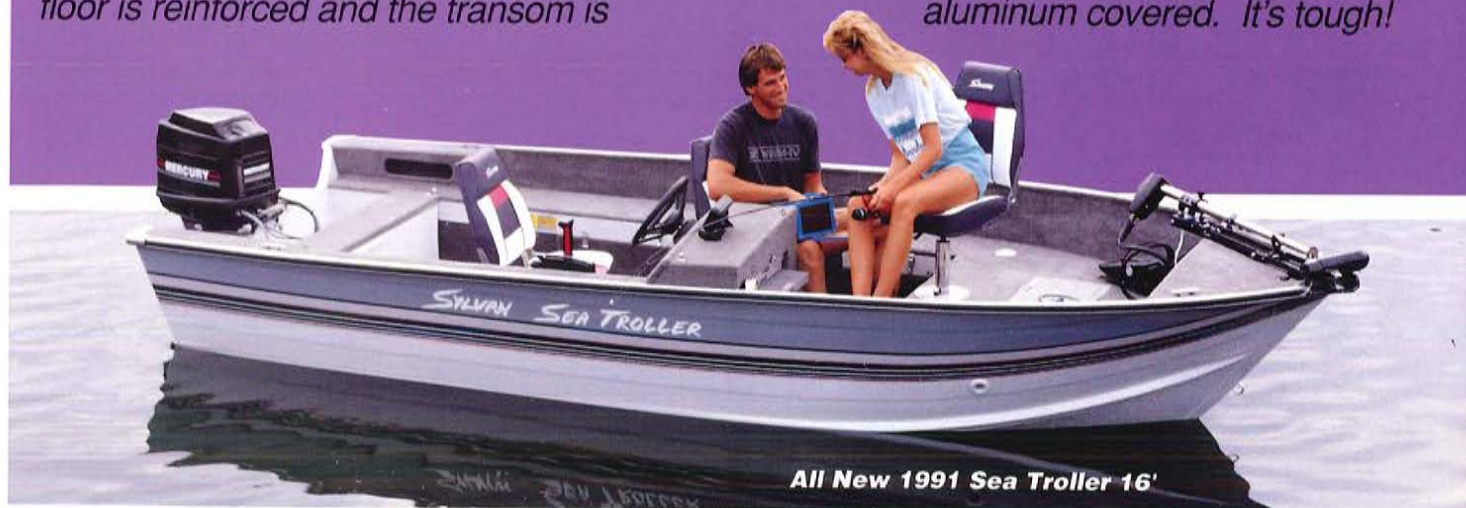


Seamonster 15'


SEATROLLER • SPORT TROLLER • CLASSIC

Sylvan's reputation for quality and value was built on boats just like the ones you see here.

Take the Sea Troller for example, the hull is double riveted for added strength, the under floor is reinforced and the transom is aluminum covered. It's tough!



All New 1991 Sea Troller 16'



SEA TROLLER 16'

Standards: 17-gallon built-in gas tank • 4 cleats • Carpeted front deck and interior • Raised front casting platform • Bilge pump • Front storage • Large front aerated live well • Trolling motor receptacle • Interior lights • Running lights • 3 bass seats (1 fixed, 2 removable) • 3 CB bases.

Option: Mooring cover.
Color: Gray.

SPORT TROLLER 16' & 14'

Standards: Carpeted floor • Raised front casting platform with storage • Dual rod storage • Glove box • Aerated live well with pump • Trolling motor receptacle (16' only) • Running lights • Bold accent striping • 2 bass seats (1 fixed, 1 removable) • 3 CB bases • 3 cup holders (16').

Options: Mooring cover • Console.
Color: Blue.

CLASSIC FISHERMAN 14'

(Side Console & Tiller Models)
Standards: Carpeted floor • Raised front casting platform with storage • Aerated live well with pump • Trolling motor receptacle • Running lights • Bold accent striping • 2 bass seats (1 removable, 1 with swivel) • Rod holders • Side storage.

Color: Burgundy.





Sport Troller 14'

FISHERMAN

These are just some of the many reasons you should trust the quality of a Sylvan-built, Sylvan-backed boat. And, be sure to ask your dealer about our 10-year limited warranty. We put our reputation for quality in writing so you know we're good.



Sport Troller 16'



All New 1991 Classic Fisherman 14'

Model	Center Length	Beam	Transom Width	Depth	Max. H.P.	Weight	Alum. Thick.	Capacity Lbs.	People Capacity
Sea Troller 16'	16' 2"	76"	70"	33 1/2"	60	650	.080	1350	5
Sport Troller 16'	16' 10"	69"	61 1/2"	33"	40	420	.064	1100	4
Sport Troller 14'	14'	67 1/2"	59"	29 1/4"	40	350	.064	975	4
Classic Fisherman 14'	14' 2"	64"	56 1/2"	30"	35	380	.064	850	4

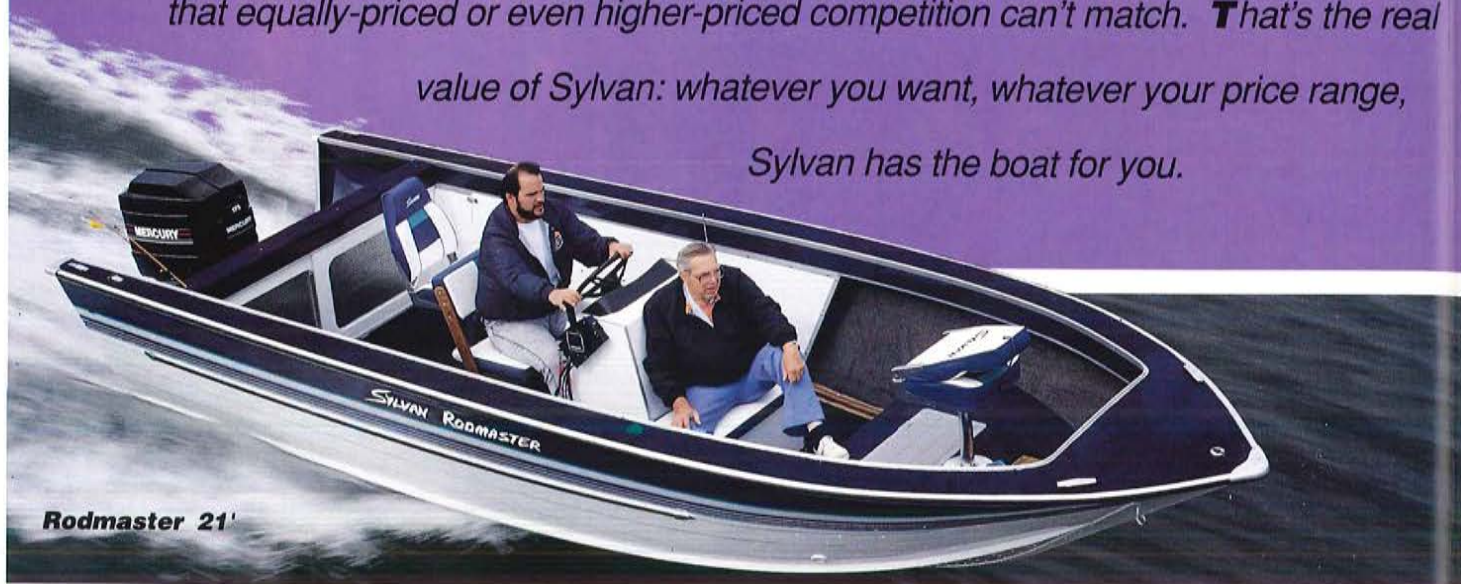
30 Tiller

A S Y L V A N

MERCURY
OUTBOARDS

RODMASTER • MASTER TROLLER • STRIKE

Sylvan quality aluminum boats come in all shapes and sizes. Fully loaded with features that equally-priced or even higher-priced competition can't match. That's the real value of Sylvan: whatever you want, whatever your price range, Sylvan has the boat for you.




Rodmaster 21'



RODMASTER 21'

Standards: 30-gallon built-in gas tank • 4 cleats • Side bumper rails • Full instrumentation • Carpeted deck • Raised front casting platform with large, front aerated live well and storage • Bilge pump • Port and starboard lockable rod storage • Sliding door to gas tank and storage • Running lights • Bold accent striping • Center console with flip-back driver's seat • Front seat and storage • 2 removable bass seats • 3 CB bases • AM/FM Stereo-Cassette.

Options: Mooring cover • Console windshield with grab rail • Ice cooler • Bimini top • Seat arms • 1 extra bass seat.
Color: Blue.



Master Troller 17'

BASS CATCHER



Bass Catcher 15'



All New 1991 Striker 15'

MASTER TROLLER 17'

Standards: 23-gallon built-in gas tank • 4 cleats • Side bumper rails • Full instrumentation • Carpeted floor and deck • Raised casting platform • Bilge pump • In-floor storage • Front storage • 3 lockable storage compartments • Lockable tackle tray • Port lockable rod storage • Rod holders • Large, front aerated live well with pump • Trolling motor panel • Interior lights • Running lights • Bold accent striping • 1 fixed pedestal seat with slider • 2 hydraulic removable bass seats • 4 CB bases • AM/FM Stereo-Cassette.

Options: Mooring cover • Windshield • 1 sleeper seat • Seat arms • Extra seats and pedestals.
Color: Gray.

STRIKER 15'

Standards: Aluminum seats • Oar locks • Stern castings • Bow castings • Non-skid interior.

Options: Mooring cover • Clamp-on seat • Console with steering.
Color: White.

BASS CATCHER 15'

Standards: Carpeted floor • Raised front casting platform with storage • Live well with pump • Trolling motor receptacle • Running lights • Bold accent striping • Rear bench seat • 2 removable bass seats • 3 CB bases.

Options: Mooring cover • Console with steering • Seat arms.
Color: Red.

Model	Center Length	Beam	Transom Width	Depth	Max. H.P.	Weight	Alum. Thick.	Capacity Lbs.	People Capacity
Rodmaster 21'	20' 7"	90"	85"	42"	180	1070	.100	2200	9
Master Troller 17'	16' 9"	83"	79"	37 1/2"	130	800	.100	1550	6
Striker 15'	15' 5"	72"	61 1/4"	32"	40	340	.070	1110	4
Bass Catcher 15'	15' 1"	63"	60 1/4"	18"	35	400	.070	775	3



Master Troller 17'

OPEN FISHING BOATS & CANOES

Durable, dependable fishing boats have been a Sylvan trademark for years. Sylvan construction extras include non-skid interiors in the Sea Snappers. Super Snappers add walk-thru seats, rod holders, under-seat storage and a live well. While the Yukons, Sea Breeze, Advantage, Jons and canoes have all earned their reputation for dependability as well.

Buy the best, buy a Sylvan.



Sea Snapper 14' & 16'



Super Snapper 14' & 16'

SEA SNAPPER 14' & 16'


Standards: Aluminum seats • Oar locks • Stern castings • Bow castings • Non-skid interior.

Options: Console w/steering • Clamp-on seat.
Color: White.

SUPER SNAPPER 14' & 16'

Standards: Marine carpet • Aluminum seats • Rod holders • Under-seat storage • Live well pump (16' only) • Thru-hull drain • Walk-thru seat • Raised bow platform (16').

Options: Mooring cover • Console w/steering • Clamp-on seat.
Colors: 14'—Gray; 16'—Blue.



Super Snapper 16'

ADVANTAGE 12'

Standards: Aluminum seats • Stern castings • Bow castings • Non-skid interior • Oar locks.

Options: Mooring cover • Clamp-on seat.



Advantage 12'

JON 12' & 14' BIG JON 14' & 16'

Standards: Aluminum seats • Oar locks • Stern castings • Bow castings • Non-skid interior.

Options: Mooring cover • Clamp-on seat.

YUKON 17'

Standards: Port and starboard side storage • Rear storage • Casting platform w/storage • Stern castings • Bow castings • Non-skid interior • Flat vinyl floor (17').

Options: Mooring cover • Console w/steering • Clamp-on seat.
Color: Blue.

YUKON 13' & 15'

Standards: Aluminum seats • Oar locks • Stern castings • Bow castings • Non-skid interior • Flat vinyl floor (17').

Options: Mooring cover • Console w/steering • Clamp-on seat.
Color: Blue.







Big Jon 14'



Sea Breeze 12' & 14'



Yukon 17', 15' & 13'

SEA BREEZE 12' & 14'

Standards: Aluminum seats • Oar locks • Stern castings • Bow castings • Non-skid interior.

Color: White.

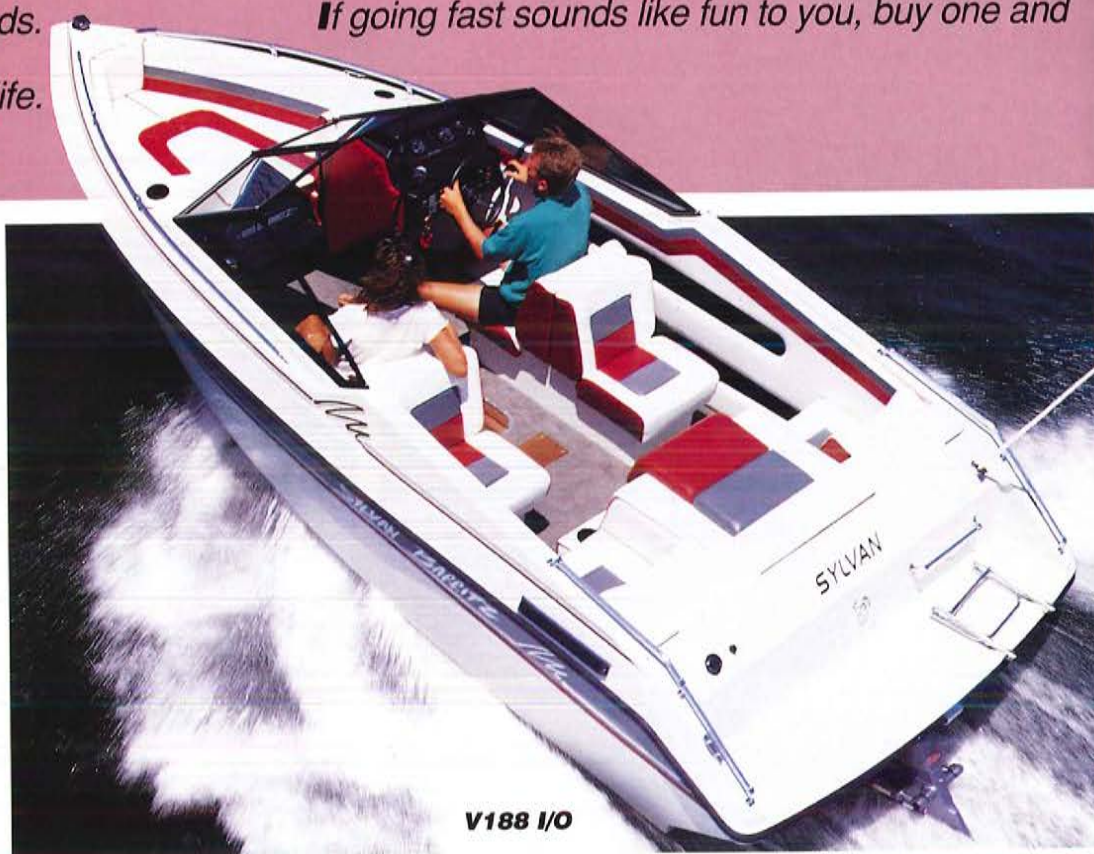

CANOES

For backwater country, the Sylvan 1991 canoes are available with both double-end and square-stern styles. The safety construction on every model assures you of the dependability that is the hallmark of the Sylvan reputation. Double-end models include 15' and 17' canoes. The square-stern model is 16'.

Model	Center Length	Beam	Transom Width	Depth	Max. H.P.	Weight	Alum. Thick.	Capacity Lbs.	People Capacity
Sea Snapper 16'	16' 5"	66"	61 1/4"	31"	50	225	.064	1100	5
Sea Snapper 14'	14' 2"	64"	56 1/2"	30"	30	210	.064	850	4
Super-Snapper 16'	16' 5"	67"	60"	31"	40	370	.070	1100	4
Super-Snapper 14'	14' 2"	64"	56 1/2"	30"	35	285	.064	850	4
Advantage 12'	11' 9"	52"	46 1/2"	17"	7.5	93	.050	455	2
Jon 12'	11' 10"	56"	55"	16"	—	—	—	—	—
Jon 14'	14'	57 1/2"	55"	16"	—	—	—	—	—
Big Jon 14'	14'	71"	69"	19"	—	—	—	—	—
Big Jon 16'	16'	71"	69"	19"	—	—	—	—	—
Yukon 17'	16' 10 1/2"	72 1/2"	60 1/2"	30"	50	440	.080	1330	5
Yukon 15'	14' 11"	68"	58 3/4"	27"	35	220	.064	850	3
Yukon 13'	12' 11 1/2"	65 3/4"	56 1/4"	26"	15	190	.064	700	4
Sea Breeze 14'	13' 10"	56"	46 1/2"	20"	15	126	.050	695	3
Sea Breeze 12'	11' 9"	56"	46 1/2"	20"	10	112	.050	565	3
Canoe 15'	15'	37"				74	.050	575	3
Canoe 16'	15' 10"	39"				78	.050	715	3
Canoe 17'	17'	39"				80	.050	730	4

V209 & V188

Wow! The Sylvan V209 and V188 will get your neighbor's attention but they are going to have to look fast. **Designed for speed.** **Powered by MerCruiser.** **Built to be sensitive to the slightest commands.** **If going fast sounds like fun to you, buy one and have the time of your life.**



V188 I/O

V209 I/O

Standards: 30-gallon built-in gas tank • 4 cleats • Bow rails • Grab rail • Top and boot • Full instrumentation • Self-storing top • Marine carpet • Bilge pump and blower • Side storage • In-floor ski storage • Bow storage • Walk-thru, wrap-around windshield • Glove box • Teak steering wheel • Running lights • Bold accent striping • Full swim platform with swing-down step • Ski ring • Bow cushions and back rests • 2 sleeper seats • Rear jump seats • Side panel kickboard storage • AM/FM Stereo-Cassette.

Options: Mooring cover • Bow cover • Side and aft curtains.

Colors: Blue • Burgundy • Banana • Fiesta.

V209 SPORT I/O

Standards: 30-gallon built-in gas tank • 4 cleats • Bow rails • Stern rails • Top and boot • Full instrumentation • Self-storing top • Marine carpet • Bilge pump and blower • Side storage • In-floor ski storage • Bow storage • Walk-thru, wrap-around windshield • Glove box • Teak steering wheel • Running lights • Ice chest • Bold accent striping • Full swim platform with swing-down step • Ski ring • Bow cushions and back rests • Rear sun lounger with bench seat • 2 bucket seats • Side panel kickboard storage • Carpeted engine well storage • AM/FM Stereo-Cassette.

Options: Mooring cover • Bow cover • Side and aft curtains

Colors: Blue • Burgundy • Banana • Fiesta.

V209 CUDDY

Standards: 30-gallon built-in gas tank • 4 cleats • Bow rails • Stern rail • Top and boot • Full instrumentation • Self-storing top • Marine carpet • Bilge pump and blower • Side storage • In-floor storage • Wrap-around windshield • Glove box • Teak steering wheel • Running lights • Ice chest • Bold accent striping • Full swim platform with swing-down step • Ski ring • Rear sun lounger with bench seat • 2 bucket seats • Side panel kickboard storage • Carpeted engine well storage • Carpeted cabin • Cabin pillow cushions and matching throw pillows • 2 courtesy lights • AM/FM Stereo-Cassette.

Options: Mooring cover • Side and aft curtains.

Colors: Blue • Burgundy • Banana • Fiesta.

V188 SPORT I/O

Standards: 24-gallon built-in gas tank • 4 cleats • Bow rails • Top and boot • Full instrumentation • Self-storing top • Marine carpet • Bilge pump and blower • Side storage • In-floor ski storage • Bow storage • Walk-thru windshield • Glove box • Running lights • Ice chest • Bold accent striping • Full swim platform with swing-down step • Ski ring • Bow cushions and back rests • Rear sun lounger with bench seat • 2 bucket seats • Cup holders • Side panel kickboard storage • Carpeted engine well storage • AM/FM Stereo-Cassette.

Options: Mooring cover • Bow cover • Side and aft curtains.

Colors: Blue • Burgundy • Banana • Fiesta.



V209 Sport I/O



V209 Cuddy



V188 Sport I/O



V188 I/O

Standards: 24-gallon built-in gas tank • 4 cleats • Bow rails • Top and boot • Full instrumentation • Self-storing top • Marine carpet • Bilge pump and blower • Side storage • In-floor ski storage • Bow storage • Walk-thru windshield • Glove box • Running lights • Bold accent striping • Full swim platform with swing-down step • Ski ring • Bow cushions and back rests • 2 sleeper seats • Rear jump seats • Cup holders • Side panel kickboard storage • AM/FM Stereo-Cassette.

Options: Mooring cover • Bow cover • Side and aft curtains.
Colors: Blue • Burgundy • Banana • Fiesta.

Model	Center Length	Beam	Transom Width	Depth	Max. H.P.	Weight	Capacity Lbs.	People Capacity
V 209 I/O	20' 9"	98"	95"	34"	260	1850	1700	8
V 209 Sport I/O	20' 9"	98"	95"	34"	260	1850	1700	8
V 209 Cuddy	20' 9"	98"	95"	34"	260	1950	1700	8
V 188 Sport I/O	18' 8"	90"	87"	34"	230	1400	1565	8
V 188 I/O	18' 8"	90"	87"	34"	230	1400	1565	8



V209 I/O

SPORT FISHERMAN & LAGUNA

If your taste is for the top-of-the-line, we'll impress you with our Sport Fisherman and Lagunas. Whether you're standing at the helm or relaxing in the spacious cabin, we'll surround you with the finest modern boat design has to offer. These boats are for someone who appreciates the finer things in life. Each is built with one idea in mind; to be the best in its class. See how well they measure up.



Sport Fisherman 26'



Laguna 220

SPORT FISHERMAN 26'

Standards: 100-gallon built-in gas tank • 4 cleats • Stainless bow rails • Bow pulpit • Full instrumentation • Cabin carpet • Deck hatch • Horn • Two-tone gel coat hull • 2 bilge pumps and blower • Storage in bow area, under berth and side wall • Tempered windshield with vented wings • Power steering • Power trim and tilt • Sport steering wheel • Aerated bait well • Battery retainer • Cabin lights • Navigation lights • Courtesy lights • Transom light • Non-skid walk around deck • Convertible top • Cabin door with

hasp • Self-bailing fiberglass liner • Enclosed portable head with pumpout • Automatic fire extinguisher • 15-gallon water storage • Ice chest • Swim platform • Fill-in cushions • V Berth • V Berth cushions • Dinette table • Bold accent striping • 2 pedestal bucket seats with slider • Removable rear jump seats • 4 cup holders • AM/FM Stereo-Cassette • Wash down • Live well pump.

Options: Mooring cover • Drop back curtain.

Colors: Blue • Burgundy.

Sport Fisherman 26'



LAGUNA 250

Standards: Marine hardware • Captain's seat • Passenger double-lounge seat • Full rear seat • Built-in floor gas tank (65-gal.) • Storage compartments • Taff rail • Complete instrumentation • Automatic bilge pump • Horn • Walk-thru safety glass windshield • Cabin windows • Draperies • 2 screened hatches • Screened portholes • Power steering • Fiberglass self-bailing cockpit • Cockpit snap-in carpets • Plush-pile carpeting in cabin • Integrated swim platform with ladder • Hydraulic trim tabs • Anti-slip surface on deck • Anchor rope locker • Full camper top with screens • AM/FM Stereo-Cassette • Dual battery switch • Compass • Fiberglass bow pulpit • Anchor roller • Cabin lights • 2 reading lights • Exclusive indirect lighting • Fire extinguisher • Toilet • Sink •

Starboard windshield wiper • Shower • Mirror • Pumpout with holding tank • Hanging clothes locker • Sink in galley • Refrigerator • Double alcohol stove • Fresh water system • Electric bilge blower • Stainless steel railings • Color-coordinated deck and hull striping • Core sandwich construction on hull and deck • Radar arch • "L" lounge passenger seat • Halogen fire extinguisher system.

Options: Mooring cover • Cockpit cover • Additional speakers • Port windshield wiper • Remote light • Shore power with cord and breaker • Converter and battery charger • Alcohol-electric stove • Hot water system • Sun deck cushion • Table base in cockpit • Additional cockpit table.

Colors: Blue • Burgundy.



Laguna 250



Laguna 250



LAGUNA 220

Standards: Full integrated swim platform • Sleeper seats • Built-in floor gas tank (52-gal.) • Storage compartments • Teak trim • Glove compartment • Complete instrumentation • Automatic Bilge Pump • Horn • Walk-thru safety glass windshield with side vents • Power steering • Drink holders • Convertible top • Side curtain • Navigation lights • Cabin side windows • AM/FM Stereo-Cassette • Head • Ski ring • Exclusive indirect lighting with reading light • Insulated ice chest • Lockable cabin doors • Large cabin deck hatch • Bow rail and cleats • Bow pulpit • Core sandwich construction on hull and deck.

Options: Mooring cover • Additional speakers • Bucket seats • Galley including stainless steel sink, alcohol stove, storage • Radar arch • Camper aft curtain.
Colors: Blue • Burgundy.

Model	Center Length	Beam	Transom Width	Depth	Max. H.P.	Weight (w/motor)	Capacity Lbs.	People Capacity
Sport Fisherman 26'	26' 11"	102"	95"	30"	260	4800	3500	12
Laguna 220	21' 3"	96"	83"	56"	260	3000	2100	9
Laguna 250	24' 8"	102"	87"	76"	260	4500	2300	10



Laguna 250 Interior




The ingenious use of space and our interior designer's sense of style provide a nice warm and cozy place for you to rest.



The Only Logical Choice

V170 • VFC 175 • SKI-TASTIC • SPORTSTEER

Pure speed is what the Sylvan V-bottom fiberglass boats thrive on. Yes, there are creature comforts like sleeper seats, bow cushions, in-floor storage, full instrumentation and more. But if you buy a Sylvan fiberglass boat, you should take precautions for wind burn. And, if you like your fishing done in a hurry, check out the VFC 175; the fish won't have a chance.



VFC 175



The V143 O.B. has a surprisingly spacious interior, lots of get up and go, and an affordable price tag. Now you know why it's one of our very best sellers.

V170 O.B.

Standards: 2 convertible sleeper seats • Full rear seat with storage compartments • Built-in floor gas tank • Storage compartments • Teak trim • Glove compartment • Bilge pump • Walk-thru safety glass windshield • Mechanical steering • Ski storage.

Options: Complete convertible top • Mooring cover • Solid teak half swim platform • AM/FM Stereo-Cassette w/4 speakers.
Colors: Blue • Burgundy • Fiesta.

VFC 175

Standards: 23-gallon built-in gas tank • 4 cleats • Bow rails • Raised front casting platform • Bilge pump • In-floor storage • Center console with front seat and storage • Running lights • Front ice cooler • Bold accent striping • Self-draining inner liner • Flip-back driver's seat with live well and pump • 2 removable bass seats • 3 CB bases.

Options: Full instrumentation • Bimini top • Mooring cover • Windshield with grab rail • Hydraulic steering.
Colors: Blue • Burgundy.

SKI-TASTIC INBOARD

Standards: 21-gallon built-in gas tank • 260 Merc. Inboard • 2 cleats • Full instrumentation w/ dual speedometers • Bilge pump and blower • Bow storage • Side storage • Windshield • Deluxe steering wheel • Running lights • Deluxe accent striping • Full swim platform • Center ski pole • 3 fins on bottom • Horn • Rearview mirror • Rear bench seat with storage • 1 bucket seat • Spotter seat.

Option: Mooring cover.
Colors: Blue • Burgundy • Fiesta.

SKI-TASTIC I/O


Standards: 28-gallon built-in gas tank • 260 Merc. or 260 OMC Cobra • 3 cleats • Full instrumentation w/dual speedometers • Bilge pump and blower • In-floor ski storage • Wrap-around windshield • Running lights • Bold accent striping • Swim platform with swing-down step • Ski tow • 1 fin on bottom • Rearview mirror • Rear sun lounger • Rear bench seat with storage • 1 bucket seat • Spotter seat • Cup holders • AM/FM Stereo-Cassette.

Option: Mooring cover.
Colors: Blue • Burgundy • Fiesta.



Ski-Tastic Inboard


V160 & V143



Sportster V160



V143



Ski-Tastic I/O

SPORTSTER V160 O.B.

Standards: 2 swivel, folding pedestal seats • Built-in 22-gallon gas tank with gauge • Storage compartment • Double-wall fiberglass floor liner in bow area with fiberglass aerated live well and bait well with circulating pumps • Lockable storage compartment for fishing rods • Bilge pumps • Navigation lights • Walk-thru safety glass windshield • Mechanical steering • Bow railing • Courtesy light • Folding glass holder.

Options: Sleeper seat • Swim platform • Cockpit lights • Additional folding pedestal seats • Forward electric motor bracket.

Colors: Blue • Burgundy.

Model	Center Length	Beam	Transom Width	Depth	Max. H.P.	Weight	Capacity Lbs.	People Capacity
V 170 O.B.	17'	83"	75"	42"	115	1150	1500	7
VFC 175	16' 8"	90"	83"	27"	140	1100	1915	5
Ski-Tastic Inboard	19' 2"	80"	66 1/2"	31"	260	2550	1050	5
Ski-Tastic I/O	18' 3"	89"	86"	33"	260	2850	1050	5
Sportster V160 O.B.	15' 10"	84"	78"	40"	115	1200	1300	7
V 143 O.B.	14' 3"	72"	66 1/2"	35"	60	750	1100	5

Options: Convertible top • Mooring cover • Tonneau cover • Side and aft.

Colors: Blue • Burgundy • Fiesta.



V170



You only have to make a few choices when you order a Special Edition. We went bananas with this year's color choices including the all-new Banana interior (left). This year you can also order our new L-Shaped furniture package and a Porti-Potti (below).

828 Special Edition

824 Special Edition L-Shaped

824 Special Edition Porti-Potti



ENTERTAINER & ADVANTAGE DELUXE

The Entertainer gets its name because of the U-shaped furniture package that is just right for entertaining friends or just plain relaxing by yourself. And it keeps its value because of our 50-year limited warranty floor and because we etch the heavy-gauge aluminum tubes so they'll look better for longer.



824 Entertainer

824 ENTERTAINER

Standards: 12-gallon built-in gas tank • Table • U-shaped comfortable furniture • Sun deck • Deluxe console with instrumentation • Horn • Ice box • Deluxe helm seat • High pile marine carpeting • Bow rails • Anodized 1 1/2" railing • Accent striping • Running lights • Right-hand steering • XL50/50-year warranty treated floor • Etched pontoon tubes • 3 gates • Cup holders • 22" tubes & 115 H.P. rating • AM/FM Stereo-Cassette with exterior antenna • Removable table with 4 cup holders.

Options: Furniture covers • Mooring cover • Aluminum top • Boarding ladder • Salt water package • Adjustable transom-max. 35 H.P. (no extra cost).

Colors: Blue • Gray • Burgundy • Fiesta • Banana.

824 & 820 ADVANTAGE DELUXE

Standards: Deluxe steering console with instrumentation • Helm seat • High pile marine carpeting • 1 1/2" anodized railing • Accent striping • Horn • Running lights • Battery tray • Right-hand steering • XL50/50-year warranty treated floor • Etched pontoon tubes • 3 gates • Cup holders • 22" tubes & 115 H.P. rating (20/75 H.P. rating) • Large rear couch • Flip-back storage box • AM/FM Stereo-cassette with exterior antenna • Removable table • Deluxe top.

Options (in red): 2 large furniture units (20/2 small furniture units) • Bar • Furniture covers • Mooring cover • Aluminum top • Boarding ladder • Salt water package • Adjustable transom-max. 35 H.P. (no extra cost).

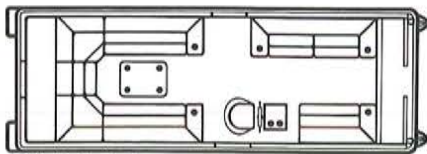
Colors: Blue • Gray • Burgundy.



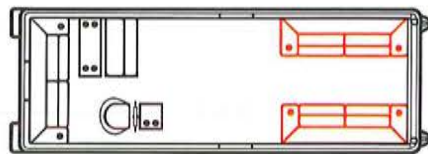
820 Advantage Deluxe



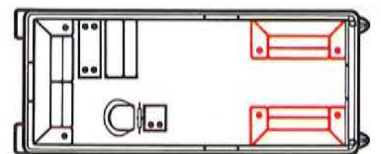
824 Advantage Deluxe



824 Entertainer



824 Advantage Deluxe



820 Advantage Deluxe

Model	Pontoons		Deck		Support Channels	Capacity Lbs.	Max. H.P.	People Capacity
	Length	Diameter	Length	Width				
824 Entertainer	24'	22"	22' 6"	8'	15	2200	115	12
824 Advantage Deluxe	24'	22"	21' 4"	8'	15	2500	115	12
820 Advantage Deluxe	20'	22"	17' 4"	8'	12	1900	75	10

The Advantage Series makes it easy to decide how you want your boat configured. With more options to choose from, you can take full advantage of how you want to spend your money.

SUPREME HARDTOPS & SUPREMES

A Sylvan Supreme is, first, a well-designed, well-built craft worthy of its name. **C**onstruction values include our XL50 treated floor that comes with a 50-year limited warranty. **A**nd best of all, you have a full array of lengths, options and even hardtop versions to choose from. **T**he Sylvan Supremes are just that... Supreme.



828 Supreme Hardtop

828 & 824 SUPREME HARDTOP

Standards: 24-gallon built-in tank • Deluxe console with instrumentation • Deluxe helm seat • High pile marine carpeting • Bow rails • Horn • Anodized 1 1/2" railing • Accent striping • Running lights • Battery tray • Right-hand steering • XL50/50-year warranty treated floor • Etched pontoon tubes • 3 gates • Cup holders • 22" tubes & 115 H.P. rating • AM/FM Stereo-Cassette with exterior antenna.

Options (in red): Bar with ice box (28') • Sun deck (28') • Furniture covers • Boarding ladder • Salt water package • Adjustable transom-max. 35 H.P. (no extra cost) • 3 large couches (28') • 1 large couch and 2 small couches (24').

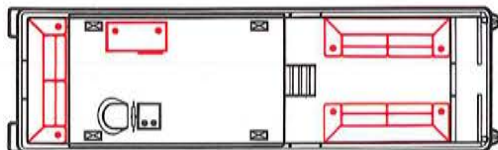
Colors: Blue • Gray • Burgundy • Fiesta • Banana.

828 & 824 SUPREME DELUXE I/O

Standards: 12-gallon built-in tank • Ice box • Deluxe console with instrumentation • Deluxe helm seat • High pile marine carpeting • Bow rails • Horn • Anodized 1 1/2" railing • Accent striping • 2 couches • 2 corner seats • Running lights • XL50/50-year warranty treated floor • Etched pontoon tubes • 3 gates • Bilge pump and blower • Cup holders • 22" tubes • 3.0 Liter H.P. • AM/FM Stereo-Cassette with exterior antenna.

Options (in red): Bar with ice box (28') • Furniture covers • Mooring cover • Aluminum top • Boarding ladder • Salt water package.

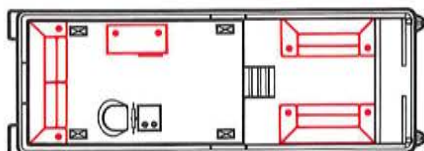
Colors: Blue • Gray • Burgundy • Fiesta • Banana.



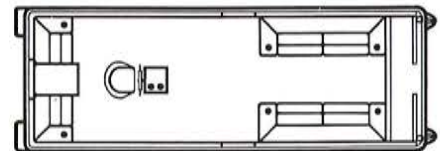
828 Supreme Hardtop



828 Supreme Deluxe I/O



824 Supreme Hardtop




824 Supreme Deluxe I/O



820 Supreme



828 Supreme



824 Supreme



828 Supreme Deluxe I/O

828, 824 & 820 SUPREME

Standards: 12-gallon built-in tank • Deluxe console with instrumentation • Deluxe helm seat • High pile marine carpeting • Bow rails • Anodized 1 1/2" railing • Accent striping • Running lights • Horn • Battery tray • Right-hand steering • XL50/50-year warranty treated floor • Etched pontoon tubes • 3 gates • Cup holders • 22" tubes & 115 H.P. rating (20'/75 H.P. rating) • AM/FM Stereo-Cassette with exterior antenna.

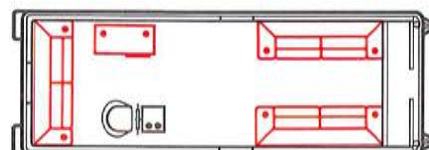
Options (in red): Large or small furniture unit • Bar with ice box • Sun deck • Furniture covers • Mooring cover • Aluminum top • Boarding ladder • Salt water package • Adjustable transom-max. 35 H.P. (no extra cost).

Colors: Blue • Gray • Burgundy • Fiesta • Banana.

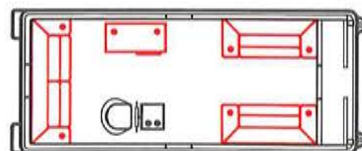
Model	Pontoons		Deck		Support Channels	Capacity Lbs.	Max. H.P.	People Capacity
	Length	Diameter	Length	Depth				
828 Supreme Hardtop	28'	22"	25' 5"	8'	17	2600	115	17
824 Supreme Hardtop	24'	22"	21' 5"	8'	15	2100	115	12
828 Supreme Deluxe I/O	28'	22"	25' 4"	8'	17	2500	3.0 Litre	15
824 Supreme Deluxe I/O	24'	22"	21' 4"	8'	15	2100	3.0 Litre	12
828 Supreme	28'	22"	25' 4"	8'	17	2750	115	17
824 Supreme	24'	22"	21' 4"	8'	15	2500	115	12
820 Supreme	20'	22"	17' 4"	8'	13	1900	75	10



828 Supreme



824 Supreme



820 Supreme

FISHING ADVANTAGE & PARTY FISH

Sit back and relax. Or better yet, do something you can't do in a small fishing boat, get up and walk around for awhile. That's the advantage of a Sylvan fishing pontoon, there's room to roam.

We deck them out, too, with rod holders, live wells, removable fishing seats and then some. Try it, you'll love it.



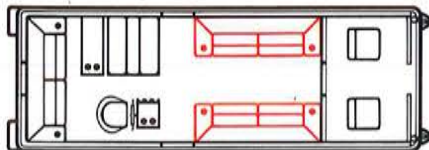
820 Fishing Advantage

824 & 820 FISHING ADVANTAGE

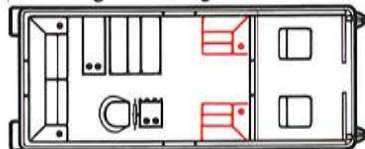
Standards: Large rear furniture set • Deluxe steering console with instrumentation • High pile marine carpeting • Bow rails • 1 1/4" anodized railing • Accent striping • Running lights • Battery tray • Right-hand steering • XL50/50-year warranty treated floor • Etched pontoon tubes • 3 gates • Surrey top • Horn • Dinette table • Captain's chair • Flip-back seat • 2 relocatable fishing seats • Live well with pump • Rod holders • 4 fishing seat positions • Cup holders • 22" tubes & 115 H.P. rating (20/75 H.P. rating) • AM/FM Stereo-Cassette with exterior antenna.

Options (in red): Front furniture set • Deluxe top • Furniture covers • Mooring cover • Aluminum top • Boarding ladder • Salt water package • Adjustable transom—max. 35 H.P. (no extra cost).

Colors: Blue • Gray • Burgundy.



824 Fishing Advantage

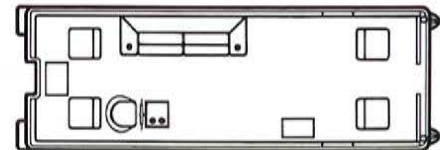


820 Fishing Advantage

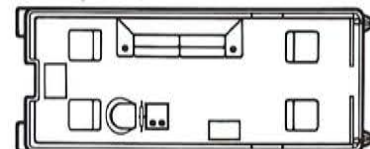
824 & 820 PARTY FISH

Standards: Steering console with instrumentation • Helm seat • High pile carpeting • 1 1/4" anodized railing • Accent striping • Horn • Running lights • XL50/50-year warranty treated floor • Etched pontoon tubes • 3 gates • Cup holders • Furniture arrangement on port side • 2 bass seats and 2 live wells (bow & aft) • AM/FM Stereo-Cassette • Surrey top • Built-in 12-gallon gas tank • Storage compartment.

Colors: Blue • Gray • Burgundy.



824 Party Fish



820 Party Fish



820 Party Fish

Model	Pontoons		Deck		Support Channels	Capacity Lbs.	Max. H.P.	People Capacity
	Length	Diameter	Length	Width				
824 Fishing Advantage	24'	22"	21' 4"	8'	15	2500	115	12
820 Fishing Advantage	20'	22"	17' 4"	8'	13	1900	75	10
824 Party Fish	24'	22"	21' 4"	8'	15	2500	115	12
820 Party Fish	20'	22"	17' 4"	8'	13	1900	75	10



824 Fishing Advantage

WESTWIND & WINDSONG

Sylvan quality comes in your choice of a Westwind cruising package, or fishing package or the very affordable Windsong. No matter what your choice, rest assured you're getting Sylvan quality

through and through. Ask your dealer about our XL50 floor with a 50-year limited warranty. It's Sylvan quality from top to bottom.



823 Westwind

823 & 819 WESTWIND

Standards: 1 1/4" anodized rails • Running lights • XL50 plywood • U-shaped tubes • Square-tubed buggy top • Accent striping • Deluxe steering console with instrumentation • Tachometer (823) • Horn • Marine carpeting • Cup holders (823) • Captain's chair • AM/FM Stereo-Cassette w/external antenna.

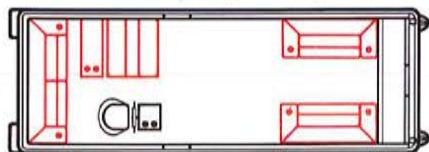
Options: Deluxe top • Cup holders (819).

Fishing Package Option: 2 removable fishing seats • Flip-back seat • Live well with pump • Table • 1 long couch.

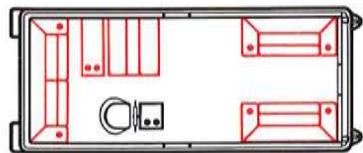
Cruising Package Option: 3 large couches • Flip-back seat • Table.

Colors: Blue • Burgundy.

Deluxe top not available with Fishing Package.



823 Westwind Cruising



819 Westwind Cruising

824 & 821 WINDSONG

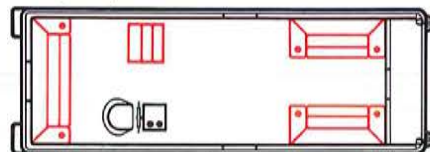
Standards: Steering console • High pile marine carpeting • Anodized 1 1/4" rail • Accent striping • Running lights • Battery tray • XL50 floor • Etched pontoon tubes • 3 gates • High fence with striping • Surrey top • Captain's chair • 19" tubes & 50 H.P. rating (821/40 H.P. rating) • 2 cup holders.

Options (in red): Furniture covers • Mooring cover • Boarding ladder • Adjustable transom—max. H.P. 35.

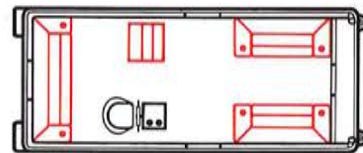
Fishing Package Option: Bow rails • 2 removable bass seats • Live well • Rear bench seat • Rod holders • Table.

Cruising Package Option: 1 large rear bench seat • 2 front bench seats • Flip-back storage box.


Colors: Blue • Burgundy.



824 Windsong Cruising



821 Windsong Cruising



824 Windsong



821 Windsong



819 Westwind

Model	Pontoons		Deck		Support Channels	Capacity Lbs.	Max. H.P.	People Capacity
	Length	Diameter	Length	Depth				
819 Westwind	19'	22"	16'	8'	9	1900	55	8
823 Westwind	23'	22"	23'	8'	11	2500	55	12
821 Windsong	21'	19"	17' 6"	8'	10	1600	40	8
824 Windsong	24'	19"	21' 6"	8'	12	1800	50	10

14 REASONS TO BUY SYLVAN ...

The beauty of a Sylvan boat goes well beyond that which is obvious to the eye. Advanced engineering techniques, solid construction features and the hands-on participation of the Sylvan management team are what makes these boats special. See for yourself how these boats beat the competition, then buy a Sylvan.

ALUMINUM BOATS

1. Smooth riding performance V-hull that planes quickly and runs efficiently.
2. All incoming aluminum raw materials are quality tested in our own quality control lab.
3. Rugged construction including double riveted hulls, reinforced under floor, up to .100 gauge aluminum thickness, and an aluminum covered transom.
4. Fade-resistant, durable paint and striping.
5. High grade marine vinyls and plush carpets are U.V. resistant.
6. Non-corrosive fittings with stainless steel fasteners.
7. Ample storage space for fishing and fun gear.
8. Custom-fitted upholstery fabricated and installed in our



9. Custom wiring and instrumentation made to our specifications.
10. AM/FM stereo-cassette with built-in speakers.

11. Rack and pinion steering on most models.
12. Large aerated live wells in most fishing models.
13. Sylvan boats meet or exceed all U.S. Coast Guard

specifications for your boating pleasure and safety.
14. All riveted aluminum boats are covered by our exclusive 10-year limited warranty.

FIBERGLASS BOATS

1. Smooth riding performance V-hull that planes quickly and runs efficiently.
2. All incoming fiberglass raw materials are quality tested in our own quality control lab.
3. Rugged construction with up to 11 layers of fiberglass and hand-layed, roving, balsa core and coremat sandwich on some models.

4. Fade-resistant, U.V. inhibited ISO/NPG Gel-coats for lasting beauty.

5. High grade marine vinyls and plush carpets are U.V. resistant.
6. Non-corrosive fittings with stainless steel fasteners.

7. Ample storage space and in-floor ski storage in some models.
8. Custom-fitted upholstery fabricated and installed in our own factory for rigid quality control.
9. Custom wiring and instrumentation made to our specifications.
10. AM/FM stereo-cassette with built-in speakers.
11. Rack and pinion steering on most models.
12. Swim platforms either teak or molded in on most models.
13. Sylvan boats meet or exceed all U.S. Coast Guard specifications for your boating pleasure and safety.
14. All fiberglass boats are covered by our exclusive 2-year limited warranty.



PONTOON BOATS

1. Nose cones are upswept and capped with a solid aluminum extrusion.
2. Heavy-gauge aluminum pontoons are etched for lasting beauty.
3. Bulkhead at every weld seam and heavy cross support channels every two feet.
4. Deck and canopy running lights are pre-wired.
5. Entire deck edge is trimmed in aluminum extrusion for protection and beauty.
6. Swim deck railings are for safety and allow entry or exit from either side.
7. Deck railings of 1 1/2" square aluminum are fully anodized; no oxide rub-off.
8. Most Sylvan Supremes have three gates that open in for safety.
9. All Sylvan canopies are made of weather-resistant fabric and have a curved design for water runoff.
10. All decks are XL50 plywood with a 50-year limited warranty.
11. Fixed transom is made of heavy etched aluminum with marine plywood motor mount.



12. New surrey top has a sturdy anodized back support and extra rails.

13. Custom-fitted upholstery fabricated and installed in our own factory for rigid quality control.

14. Sylvan boats meet or exceed all industry specifications for your boating pleasure and control.

SYLVAN LIMITED WARRANTY

Sylvan warrants each new fiberglass hull and aluminum welded hull for a period of two (2) years and each new riveted aluminum hull for a period of ten (10) years from the date of purchase, by the original purchaser (based on years of use, under normal recommended operation conditions) as described in the warranty folder. **A** copy of the Sylvan Limited Warranty is attached to each new Sylvan boat, or may be obtained from any Sylvan dealer or the Sylvan factory.



RUNABOUTS & FISHING BOATS

Model	Interior lights	Ice cooler	Swim platform	Bow cushions & back rests	Bow platform w/insert	Sleeper seats	Jump seats	Bass seats	Seat bases	Center length	Beam	Transom width	Depth	Maximum H.P.	Weight	Alum. thick.	Capacity lbs.	People capacity
Offshore 26' I/O	S	S	-	-	-	-	2	2	-	25' 7"	102"	98"	51"	260	2700	.100	NA	12
Offshore 22' I/O	S	S	-	-	-	-	2	2	-	21' 7"	92"	85"	44"	175	1540	.100	2100	10
Offshore 22' O.B.	S	S	-	-	-	-	-	2	-	21' 7"	92"	85"	44"	180	1430	.100	2400	10
Offshore 21' I/O	S	-	-	-	-	-	2	2	-	20' 9"	90"	85"	42"	175	1330	.100	1900	8
Offshore 21' O.B.	S	-	-	-	-	-	-	4	-	20' 9"	90"	85"	42"	180	1300	.100	2100	9
Skipper 21' I/O	-	-	-	-	-	2	2	-	-	20' 7"	90"	85"	42"	145	1160	.100	2100	9
Skipper 21' O.B.	-	-	-	-	-	2	-	-	-	20' 7"	90"	85"	42"	180	1150	.100	2200	9
Super-Sportster 21' I/O	-	-	-	S	0	1	2	1	1	20' 7"	90"	85"	42"	145	1150	.100	2100	9
Super-Sportster 21' O.B.	-	-	-	S	0	1	-	1	1	20' 7"	90"	85"	42"	180	1100	.100	2200	9
Super-Sportster 19' I/O	-	-	-	S	0	1	2	1	1	18' 10"	87"	84"	42"	145	1095	.100	1825	8
Super-Sportster 19' O.B.	-	-	-	S	0	1	-	1	1	18' 10"	87"	84"	42"	175	1045	.100	1955	8
Super-Sportster 18' I/O	-	-	S	S	0	1	2	1	1	18' 5 1/2"	82"	75"	38 1/4"	145	1040	.080	1555	8
Super-Sportster 18' O.B.	-	-	-	S	0	1	2	1	1	18' 5 1/2"	82"	75"	38 1/4"	140	990	.080	1810	8
Super-Sportster 17' O.B.	-	-	-	S	0	1	-	1	1	16' 9"	83"	79"	37 1/2"	130	800	.100	1700	7
Super-Sportster 16' O.B.	-	-	-	S	0	1	-	1	1	16' 2"	76"	70"	33 1/2"	90	690	.080	1300	5
Pro Fisherman 21' Dual	S	0	-	-	-	-	-	3	4	20' 7"	90"	85"	42"	180	1100	.100	2200	9
Pro Fisherman 18' Dual	S	0	-	-	-	-	-	3	4	18' 5"	82"	75"	38 1/4"	140	875	.080	1800	8
Pro Fisherman 18'	S	0	-	-	-	-	-	3	4	18' 5"	82"	75"	38 1/4"	140	850	.080	1800	8
Pro Fisherman 17' Dual	S	-	-	-	-	-	-	3	4	16' 9"	83"	79"	37 1/2"	130	825	.100	1550	6
Pro Fisherman 17'	S	-	-	-	-	-	-	3	4	16' 9"	83"	79"	37 1/2"	130	800	.100	1550	6
Pro Fisherman 16' Dual	S	-	-	-	-	-	-	3	4	16' 2"	76"	70"	33 1/2"	90	670	.080	1275	5
Pro Fisherman 16'	S	-	-	-	-	-	-	3	4	16' 2"	76"	70"	33 1/2"	90	650	.080	1275	5
Eliminator 19' Dual	S	S	-	-	-	-	-	3	4	18' 10"	87"	84"	42"	175	1075	.100	1955	8
Eliminator 19'	S	S	-	-	-	-	-	3	4	18' 10"	87"	84"	42"	175	1050	.100	1955	8
Eliminator 17' Dual	S	S	-	-	-	-	-	3	4	16' 9"	83"	79"	37 1/2"	130	825	.100	1550	6
Eliminator 17'	S	S	-	-	-	-	-	3	4	16' 9"	83"	79"	37 1/2"	130	800	.100	1550	6
Bass Hawk 17'	S	-	-	-	-	-	-	4	2	17' 0"	79"	75 1/2"	32"	115	920	.100	1350	5
Backtroller 17'	S	-	-	-	-	-	-	3	4	16' 9"	83"	79"	37 1/2"	115	720	.100	1550	6
Backtroller 16'	S	0	-	-	-	-	-	3	3	16' 2"	76"	70"	33 1/2"	60	620	.080	1350	5
Seamonster 16' Side	-	-	-	-	-	-	-	3	3	16' 2"	76"	70"	33 1/2"	90	610	.080	1200	4
Seamonster 15'	-	-	-	-	-	-	-	3	3	15' 5"	72"	61 1/4"	32"	50	540	.070	1000	4
Sea Troller 16'	S	-	-	-	-	-	-	3	3	16' 2"	76"	70"	33 1/2"	60	650	.080	1350	5
Classic Fisherman 14'	-	-	-	-	-	-	-	2	1	14' 2"	63 1/2"	56	30	35	380	.064	850	4
Sport Troller 16'	-	-	-	-	-	-	-	2	3	16' 10"	83"	61 1/4"	33"	40	420	.064	1100	4
Sport Troller 14'	-	-	-	-	-	-	-	2	3	14' 0"	63"	59"	29 3/4"	40	350	.064	975	4
Rodmaster 21'	-	0	-	-	-	-	-	2	S	20' 7"	90"	85	42"	180	1070	.100	2200	9
Master Troller 17'	S	-	-	-	-	-	-	3	4	16' 9"	83"	79"	37 1/2"	130	800	.100	1550	6
Striker 15'	-	-	-	-	-	-	-	-	-	15' 5"	72"	61 1/4"	32"	40	340	.070	1100	4
Bass Catcher 15'	-	-	-	-	-	-	-	2	3	12' 1"	63"	60 1/4"	18"	35	400	.070	775	3
V 209 I/O	-	-	S	S	-	2	2	-	-	20' 9"	98"	95"	34"	260	1850	-	1700	8
V 209 Sport I/O	-	S	S	S	-	-	-	-	-	20' 9"	98"	95"	34"	260	1850	-	1700	8
V 209 Cuddy	S	S	S	-	-	-	-	-	-	20' 9"	98"	95"	34"	260	1950	-	1700	8
V 188 I/O	-	-	S	S	-	2	2	-	-	18' 8"	90"	87"	34"	230	1400	-	1565	8
V 188 Sport I/O	-	S	S	S	-	-	-	-	-	18' 8"	90"	87"	34"	230	1400	-	1565	8
Sport Fisherman 26'	S	S	S	S	-	-	2	-	-	26' 11"	69"	95"	30"	260	4800	-	3500	12
Laguna 250	S	S	S	-	-	-	-	-	-	24' 8"	102"	87"	76"	260	4500	-	2300	10
Laguna 220	S	0	S	-	-	S	2	-	-	21' 3"	96"	83"	56"	260	3000	-	2100	9
VC 175	-	S	-	-	-	-	2	2	3	16' 8"	90"	83"	27"	140	1100	-	1915	5
V 170 O.B.	-	-	S	-	2	2	-	-	-	17' 0"	83"	75"	42"	115	1150	-	1500	7
Sportster V 160 O.B.	-	-	-	-	-	-	2	2	2	15' 10"	84"	78"	40"	115	1200	-	1300	7
V 143 O.B.	-	-	-	S	-	2	2	-	-	14' 3"	72"	66 1/2"	35"	60	750	-	1100	5
Ski-Tastic Inboard	-	-	S	-	-	-	-	-	-	19' 2"	80"	66 1/2"	31"	260	2550	-	1050	5
Ski-Tastic I/O	-	-	S	-	-	-	-	-	-	18' 3"	89"	86"	33"	260	2850	-	1050	5

Model	Gas tank capacity	Bow rails	Side bumper rails	Top & boot	Instrumentation	Carpet	Mooring cover	Bow cover	Raised casting platform	Bilge pump	Additional storage	In-floor storage	Lockable rod storage	Rod holders	Windshield	Console	Live well	Trolling motor plug/panel
Offshore 26' I/O	80	S	S	S	S	S	0	-	-	S	S	-	-	-	S	2	-	-
Offshore 22' I/O	2-20	S	S	S	S	S	0	-	-	S	S	-	-	-	S	2	-	-
Offshore 22' O.B.	2-20	S	S	S	S	S	0	-	-	S	S	-	-	-	S	2	-	-
Offshore 21' I/O	2-20	S	S	S	S	S	0	-	-	S	-	-	-	S	S	2	-	-
Offshore 21' O.B.	2-20	S	S	S	S	S	0	-	-	S	-	-	-	S	S	2	-	-
Skipper 21' I/O	24	S	S	S	S	S	0	-	-	S	S	S	-	S	S	2	0	-
Skipper 21' O.B.	30	S	S	S	S	S	0	-	-	S	S	S	-	S	S	2	0	-
Super-Sportster 21' I/O	24	S	S	S	S	S	0	0	-	S	S	S	S	S	S	2	S	-
Super-Sportster 21' O.B.	30	S	S	S	S	S	0	0	-	S	S	S	S	S	S	2	S	-
Super-Sportster 19' I/O	24	S	S	S	S	S	0	0	-	S	S	S	S	S	S	2	S	-
Super-Sportster 19' O.B.	30	S	S	S	S	S	0	0	-	S	S	S	S	S	S	2	S	-
Super-Sportster 18' I/O	18	S	S	S	S	S	0	0	-	S	S	S	S	S	S	2	S	-
Super-Sportster 18' O.B.	23	S	S	S	S	S	0	0	-	S	S	S	S	S	S	2	S	-
Super-Sportster 17' O.B.	23	S	S	0	S	S	0	0	-	S	S	S	S	S	S	2	S	-
Super-Sportster 16' O.B.	17	S	S	0	S	S	0	0	-	S	S	S	S	S	S	2	S	-
Pro Fisherman 21' Dual	30	0	S	S	S	S	0	0	S	S	S	S	S	S	S	2	S	-
Pro Fisherman 18' Dual	23	0	S	S	S	S	0	0	S	S	S	S	S	S	S	2	S	S
Pro Fisherman 18'	23	0	S	-	S	S	0	0	S	S	S	S	S	S	0	1	S	S
Pro Fisherman 17' Dual	23	0	S	0	S	S	0	0	S	S	S	S	S	S	S	2	S	S
Pro Fisherman 17'	23	0	S	0	S	S	0	0	S	S	S	S	S	S	0	1	S	S
Pro Fisherman 16' Dual	17	0	S	0	S	S	0	0	S	S	S	S	S	S	S	2	S	S
Pro Fisherman 16'	17	0	S	0	S	S	0	0	S	S	S	S	S	S	0	1	S	S
Eliminator 19' Dual	30	0	S	S	S	S	0	0	S	S	S	S	S	S	S	2	S	S
Eliminator 19'	30	0	S	0	S	S	0	-	S	S	S	S	S	S	0	1	S	S
Eliminator 17' Dual	23	0	S	0	S	S	0	0	S	S	S	S	S	S	S	2	S	S
Eliminator 17'	23	0	S	0	S	S	0	-	S	S	S	S	S	S	0	1	S	S
Bass Hawk 17'	23	-	-	-	S	S	0	-	S	S	-	-	S	-	0	1	S	S
Backtroller 17'	23	0	S	0	S	S	0	-	S	S	S	S	S	S	0	-	S	S
Backtroller 16'	17	-	-	-	-	S	0	-	S	S	S	-	S	S	-	0	S	S
Seamonster 16' Side	-	0	-	0	-	S	0	-	S	S	-	S	S	S	0	1	S	-
Seamonster 15'	-	-	-	-	-	S	0	-	S	S	S	-	S	S	0	1	S	-
Sea Troller 16'	17	-	S	0	S	S	0	-	S	S	S	-	S	S	0	1	S	S
Classic Fisherman 14'	-	-	-	-	-	S	0	-	S	-	S	-	S	S	-	1	S	-
Sport Troller 16'	-	-	-	-	-	S	0	-	S	-	S	-	S	S	-	0	S	S
Sport Troller 14'	-	-	-	-	-	S	0	-	S	-	S	-	S	S	-	0	S	-
Rodmaster 21'	30	0	S	0	S	S	0	-	S	S	-	-	S	S	0	1	S	-
Master Troller 17'	17	0	S	0	S	S	0	0	S	S	S	S	S	S	0	1	S	S
Striker 15'	-	-	-	-	-	S	-	-	-	-	-	-	-	-	-	-	-	-
Bass Catcher 15'	-	-	-	-	-	S	0	-	S	-	S	-	-	-	-	0	S	S
V 209 I/O	30	S	-	S	S	S	0	0	-	S	S	S	-	-	S	2	-	-
V 209 Sport I/O	30	S	-	S	S	S	0	0	-	S	S	S	-	-	S	2	-	-
V 209 Cuddy	30	S	-	S	S	S	0	-	-	S	S	S	-	-	S	1	-	-
V 188 I/O	24	S	-	S	S	S	0	0	-	S	S	S	-	-	S	2	-	-
V 188 Sport I/O	24	S	-	S	S	S	0	0	-	S	S	S	-	-	S	2	-	-
Sport Fisherman 26'	100	S	-	S	S	-	0	-	-	S	S	-	-	-	S	1	2	-
Laguna 250	65	S	-	S	S	S	0	-	-	S	S	-	-	-	S	1	-	-
Laguna 220	52	S	-	S	S	S	0	-	-	S	S	-	-	-	S	1	-	-
VC 175	23	S	-	0	0	-	0	-	S	S	-	S	-	-	0	1	S	-
V 170 O.B.	-	S	-	S	0	S	0	0	-	S	S	S	-	-	S	2	-	-
Sportster V 160 O.B.	22	S	-	0	0	-	0	0	S	S	S	-	S	S	S	2	2	-
V 143 O.B.	-	S	-	0	-	S	0	0	-	S	S	-	-	-	S	2	-	-
Ski-Tastic Inboard	21	-	-	-	S	S	0	-	-	S	S	-	-	-	S	1	-	-
Ski-Tastic I/O	28	-	-	-	S	S	0	-	-	S	-	S	-	-	S	1	-	-

PONTOON BOATS

Model	Bar	Bow rails	Gas tank capacity	Gates	Surrey top	Fishing seats	Live well	Rod holders	Sun deck	Furniture covers	Moorings cover	Aluminum cover	Boarding ladder	Adjustable transom	Pontoon length	Pontoon diameter	Deck Length	Deck width	Support channels	Capacity (lbs.)	Maximum H.P.	People capacity
828 Special Edition	S	S	24	3	-	-	-	-	S	0	0	0	0	0	28'	22"	26' 6"	8'	17	2750	115	17
824 Special Edition	S	S	24	3	-	-	-	-	S	0	0	0	0	0	24'	22"	22' 6"	8'	15	2200	115	12
824 Entertainer	-	S	24	3	-	-	-	-	S	0	0	0	0	0	24'	22"	22' 6"	8'	15	2200	115	12
824 Advantage Deluxe	0	-	-	3	-	-	-	-	-	0	0	0	0	0	24'	22"	21' 4"	8'	15	2500	115	12
820 Advantage Deluxe	0	-	-	3	-	-	-	-	-	0	0	0	0	0	20'	22"	17' 4"	8'	12	1900	75	10
828 Supreme Hardtop	0	S	24	3	-	-	-	-	0	0	-	-	0	0	28'	22"	25' 4"	8'	17	2600	115	17
824 Supreme Hardtop	0	S	24	3	-	-	-	-	0	0	-	-	0	0	24'	22"	21' 5"	8'	15	2100	115	12
828 Supreme Deluxe I/O	0	S	-	3	-	-	-	-	-	0	0	0	0	-	28'	22"	25' 4"	8'	17	2500	3.0 litre	15
824 Supreme Deluxe I/O	-	S	-	3	-	-	-	-	-	0	0	0	0	-	24'	22"	21' 4"	8'	15	2100	3.0 litre	12
828 Supreme	0	S	24	3	-	-	-	-	0	0	0	0	0	0	28'	22"	25' 4"	8'	17	2750	115	17
824 Supreme	0	S	24	3	-	-	-	-	0	0	0	0	0	0	24'	22"	21' 4"	8'	15	2500	115	12
820 Supreme	0	S	24	3	-	-	-	-	0	0	0	0	0	0	20'	22"	17' 4"	8'	13	1900	75	10
824 Fishing Advantage	-	S	-	3	S	2	S	S	-	0	0	0	0	0	24'	22"	21' 4"	8'	15	2500	115	12
820 Fishing Advantage	-	S	-	3	S	2	S	S	-	0	0	0	0	0	20'	22"	17' 4"	8'	13	1900	75	10
824 Party Fish	-	-	-	3	S	2	S	S	-	0	0	-	0	0	24'	22"	21' 4"	8'	15	2500	115	12
820 Party Fish	-	-	-	3	S	2	S	-	-	0	0	-	0	0	20'	22"	17' 4"	8'	13	1900	75	10
823 Westwind	-	-	-	3	S	0	0	-	-	0	0	-	-	0	23'	22"	23' 0"	8'	11	2500	55	12
819 Westwind	-	-	-	3	S	0	0	-	-	0	0	-	-	0	19'	22"	16' 0"	8'	9	1900	55	8
824 Windsong	0	0	-	3	S	-	-	-	-	0	0	-	0	0	24'	19"	21' 6"	8'	12	1800	50	10
821 Windsong	0	0	-	3	S	-	-	-	-	0	0	-	0	0	21'	19"	17' 6"	8'	10	1600	40	8

PADDLE DECK



Work out and relax in your new Sylvan Paddle Deck.

Specifications: Length 11' • Beam 78" • Approx. weight 210 lbs.

RAFT



Specifications: Length of pontoons 10' • Diameter of pontoons 19" • Deck size 8' x 10' • Anchor ring 3" • Net weight 350 lbs. • Capacity 1000 lbs.

Options: Swim rails • Ladder.
Colors: Burgundy • Blue • Gray.



Optional equipment is shown in some photographs used in this brochure. Please confirm standards and options with your dealer.

All warranty information is available from your Sylvan dealer or directly from Sylvan Marine. Please write for more information.

SYLVAN MARINE
P.O. Box 65
New Paris, Indiana 46553
(219) 831-2950
FAX (219) 831-7012

SYLVAN MARINE
P.O. Box 1267
Calaway Church Road
LaGrange, Georgia 30241
(404) 882-1438
FAX(404) 882-9562

SYLVAN MARINE
P.O. Box 219
Stayton, Oregon 97383
(503) 769-2996

If you don't find the boat to fit your needs in this brochure, ask your dealer about the other fine boats from Sylvan Marine.

Note: In our continuing efforts to build the best quality boats at affordable prices, it may become necessary during the course of the year to change specifications or materials used in construction. We reserve the right to make changes without prior notification.

