

1978

# Sylvan





Design innovation and emphasis on individual preference. Two major directions Sylvan sets this year in family boating. Choice is the keynote. Whether you're looking forward to your first boat or you're looking to move up to your finest. There's a wide choice of aluminum and fiberglass Runabouts, Space Ships and Fishing boats. And remember, all Sylvan boats meet B.I.A. and Coast Guard requirements. See the outstanding '78 Sylvan lineup at your dealer soon.




## V 197 I/O

The V 197 is a handcrafted masterpiece. With its own original design the V 197 is in a class of its own. She's got the speed and looks of a ski boat and the depth and muscle of a sea-going craft. Meticulous attention to interior appointments is tastefully accented with teak. Take the step up and put yourself into the quality and craftsmanship of the Sylvan V 197.

### Specifications/V 197 I/O

Center Length 18' 7" • Beam 96" • Transom Height 40" • Transom Width 76"  
• Interior Side Depth 33" • H.P. Optional 6 & V8's • Weight Systems Dry 3700 lbs.  
**Color Availability:** Neptune Blue, Pompano Yellow, Burgundy, Moonlite Brown.  
**Standard Equipment:** Built-in gas tank • Top and Boot • Cooler • Full Instrumentation • Bilge and Blower • Teak Swim Platform • Folding Ladder • Marine Carpet • Floor Storage • Glove Box. **Optional Equipment:** Mooring Cover • Side and Aft Curtains • Bow Cover.



## V 170 O/B I/O



The V 170 offers superb performance on our great Vee hull plus all the extras a bow rider provides. There's two insulated storage lockers, plus two side storage compartments. Tasteful teak accents, functional grab rails and full instrumentation put the final touch on this value-packed boat.

### Specifications/V 170 O/B

Center Length 17'3" • Beam 82" • Overall Height 26" • Transom Width 78" • Transom Height 21" • Rec. Cap. lbs. 1915 • Rec. Cap. Persons 7 • Interior Side Depth 25" • H.P. 125 • Weight Systems Dry 1100.

### Specifications/V 170 I/O

Center Length 17'3" • Beam 82" • Overall Height 26" • Transom Width 78" • Transom Height 37" • Rec. Cap. lbs. 1275 • Rec. Cap. Persons 7 • Interior Side Depth 25" • H.P. Optional • Weight Systems Dry 1200 lbs. **Color Availability:** Neptune Blue, Pompano Yellow, Burgundy, Moonlite Brown. **Standard Equipment:** Built-in Gas Tank • Top and Boot • 2 Coolers • Full instrumentation • Bilge and Blower • Marine Carpet • Glove Box. **Optional Equipment:** Mooring Cover • Side and Aft Curtains • Bow Cover.





## T 160 O/B I/O

Rarely in a 16' Tri-vee Runabout does one find such an array of outstanding convenience features combined with so much luxury. This is the size for the young and the young at heart who are always looking to discover new waters and be part of the action wherever it is. Take a look. You'll see why Sylvan's T 160 is an outstanding value. (available in 18' O/B and I/O)

### Specifications/T 160 O/B

Center Length 16'3" • Beam 81½" • Overall Height 26½" • Transom Height 21" • Transom Width 25" • Interior Side Depth 25" • Rec. Cap. lbs. 1525 • Rec. Cap. Persons 6 • H.P. 115 • Weight Systems Dry 900.

### Specifications/T 160 I/O

Center Length 16'3" • Beam 81½" • Overall Height 26½" • Transom Height 37" • Transom Width 26½" • Interior Side Depth 26½" • Rec. Cap. lbs. 1035 • Rec. Cap. Persons 6 • H.P. 120, 140, 470, 198, 175, 190 • Weight Systems Dry 1035. Color Availability: Neptune Blue, Pompano Yellow, Burgundy, Moonlite Brown. **Standard Equipment:** Table • O/B 12 Gal. Tank • I/O 18 Gal. Tank • Full Instrumentation • Bilge and Blower • Marine Carpet • Top and Boot • Jump Seats • Glove Box. **Optional Equipment:** Mooring Cover • Side and Aft Curtains • Bow cover.



## 18' Sportster 0/B I/O

A fun boat for whatever suits your fancy, the 18' Sportsters offer a fine combination of performance and luxury. The Vee hull assures stability and comfort at any speed. Pull skiers with ease with a 135 outboard or a 140 stern drive. For weather protection you've got a top and boot that stows away neatly when not in use.

### Specifications/18' Sportster 0/B

Center Length 18' • Beam 83" • Overall Height 56 $\frac{5}{8}$ " • Transom Height 38 $\frac{1}{2}$ "  
• Transom Width 78 $\frac{5}{8}$ " • Interior Side Depth 26 $\frac{1}{2}$ " • Rec. Cap. lbs. 1810 • Rec. Cap. Persons 8 • H.P. 140 • Weight Systems Dry 844 lbs • 18 Gal. Gas Tank.

### Specifications/18' Sportster I/O

Center Length 18'4" • Beam 83" • Overall Height 56 $\frac{5}{8}$ " • Transom Height 21"  
• Transom Width 75" • Interior Side Depth 26 $\frac{1}{2}$ " • Rec. Cap. Persons 8 • H.P. 120, 140  
• Weight Systems Dry 1551 lbs. **Color Availability:** Pompano Yellow and White, Blue and White. **Standard Equipment:** Top and Boot • Marine Carpet • Bow Cushions • Back Rests • Bilge Pump • 18 Gal. Tank • Glove Box • Side Bumper Rail.  
**Optional Equipment:** Mooring Cover • Side and Aft Curtains • Bow Cover.

## Skipper 18' I/O

The Skippers continue to be a favorite do-anything, go-anywhere model in the Sylvan line. Large side storage areas plus standard fold-down sleeper seats and top mean added comfort for lazy day cruises or overnight trips.

### Specifications/Skipper 18'

Center Length 18'6 $\frac{1}{2}$ " • Beam 80 $\frac{1}{2}$ " • Overall Height 55 $\frac{1}{8}$ " • Transom Height 38 $\frac{1}{4}$ "  
• Transom Width 78 $\frac{1}{2}$ " • Interior Side Depth 31" • Rec. Cap. lbs. 1560 • Rec. Cap. Persons 7 • H.P. 120, 140 • Weight Systems Dry 1565. **Color Availability:** Moonlite Brown. **Standard Equipment:** Top and Boot • Full Instrumentation • Marine Carpet • Glove Box • Side Bumper Rail • 18 Gal. Tank. **Optional Equipment:** Mooring Cover • Side and Aft Curtains • Bow Cover.





## 16' Sportster

When friends gather for water skiing, cruising or hurrying to the other side of the lake – you'll be glad you've got a Sportster. The 16' Sportster gives you everything you expect – great performance and outstanding dependability. This snappy model has a walk-thru windshield and deluxe interior with tough marine carpet and quality vinyl upholstery.

### Specifications/16' Sportster

Center Length 16'½" • Beam 76½" • Overall Height 52" • Transom Height 21" • Transom Width 73" • Interior Side Depth 25" • Rec. Cap. 1500 lbs. • Rec. Cap. Persons 7 • H.P. 85 • Weight Systems Dry 665. **Color Availability:** Pompano Yellow, Burgundy, Orange. **Standard Equipment:** Sliding Doors for Gas Tank • Bow Cushions and Back Rest • Side Bumper Rail • Marine Carpet • Step Pads and Cleats. **Optional Equipment:** Top and Boot • Mooring Cover • Side and Aft Curtains • Bow Cover • Split Bow Rails.



# 14' Sportster

Easy to trailer and easy to maintain, the 14' Sportster is a practical answer for the family who wants performance without going all out on horsepower. The Sportster is constructed to take family wear and tear for years. Hulls and decks are made of 5052 marine aluminum and our one-piece aluminum bottom eliminates a center keel seam. See the 14' Sportster at your Sylvan dealer.

## Specifications/14' Sportster

Center Length 14'3" • Beam 64" • Overall Height 32" • Transom Height 21"  
• Transom Width 60" • Interior Side Depth 22" • Rec. Cap. lbs. 1250 • Rec. Cap. Persons 5 • H.P. 55 • Weight Systems Dry lbs. 1500. **Color Availability:** Orange and White. **Standard Equipment:** Step Pad and Cleats. **Optional Equipment:** Bow Cushions • Bow Back Rests • Mooring Cover.







## Seamaster 16' and 18' 16 Seaman

Sea keeping ability, dry ride and excellent rough-water handling have made the Seamaster one of the finest fishing boats available. The interior was planned with the avid fisherman in mind. There's an abundance of storage area for all your gear plus a seating arrangement that allows for a good sized group of friends to join in.

### Specifications/Seamaster 16'

Center Length 16'½" • Beam 76½" • Overall Height 52" • Transom Height 21" • Transom Width 73" • Interior Side Depth 25" • Rec. Cap. lbs. 1500 • Rec. Cap. Persons 5 • Weight Systems Dry 600 • Live Well • H.P. 85.

### Specifications/Seamaster 18'

Center Length 18'4" • Beam 81" • Overall Height 56¼" • Transom Height 21" • Transom Width 78" • Interior Side Depth 26½" • Rec. Cap. lbs. 1850 • Rec. Cap. Persons 8 • Weight Systems Dry 850 • H.P. 135. **Standard Equipment, 16 & 18 Seamaster:** Two 16" Pedestals • Extra Mounting Bracket • Swivel Drivers Seat • Live Well With Pump • Lockable Storage • Lockable Rod Box. **Optional Equipment 16 & 18 Seamaster:** Ice Chest • Mooring Cover.

### Specifications/16 Seaman

Center Length 16'4½" • Beam 66¾" • Overall Height 36½" • Transom Height 20¾" • Transom Width 60" • Interior Side Depth 21" • Rec. Cap. lbs. 1200 • Rec. Cap. Persons 5 • H.P. 55 • Weight Systems Dry 410. **Color Availability:** Green, White. **Standard Equipment 16 Seaman:** Rod Holders • Mechanical Steering • Bow & Stern Lights • Storage Under Seat.



## Canoes

A complete line of canoes is available from Sylvan that are built to the same exacting standards as all Sylvan products. Canoes are available in double end and square stern (illustrated 17' double end). All models are constructed of heat treated 6061 T-6 aluminum alloy and feature safety-spoon construction.



## Fishing Boats

A complete line of fishing boats is available from Sylvan. Please request catalog.



## Space Ships

Are you ready for a great experience in family boating? Pull yourself away from the ordinary and into one of three great Space Ships from Sylvan. They are anything but ordinary in appearance and performance. Looking for extra room? You've got it with interiors designed with plenty of seating and loads of storage. Discover for yourself the great thrill of family boating. Discover the Space Ships from Sylvan.

**Center Length:**            **Weight less engine:**        **Max. h.p. rating:**

SS-15	SS-17	SS-19	SS-15-OB	900 lbs.	SS-15-OB	100
15'3"	16'8"	18'8"	SS-17-OB	1150 lbs.	SS-17-OB	150
			SS-17-IO	1200 lbs.	SS-19-OB	180
			SS-19-OB	1350 lbs.		
			SS-19-IO	1400 lbs.		

**Engines:**

SS-17 & SS-19 – 120, 140, 165, 470, 198, 175, 190

**Standard on all models:** Beam 93" • Interior Side Depth 30" • Transom Width 86" • 18 Gallon Gas Tank (except 15-OB) • Marine Carpet • Full Foam Flotation • Stainless Steel Bow & Stern Eyes • Full Railing • Mechanical Steering. **Optional Equipment:** Ice Chest • Sleeper Seats • Boarding Ladder • Bimini Top • Camper Enclosure • Mooring Cover • Wind Deflector • Windshield • Table 19' only. **Color availability:** Neptune Blue, Pompano Yellow, Moonlite Brown, Burgundy, Green, Orange.







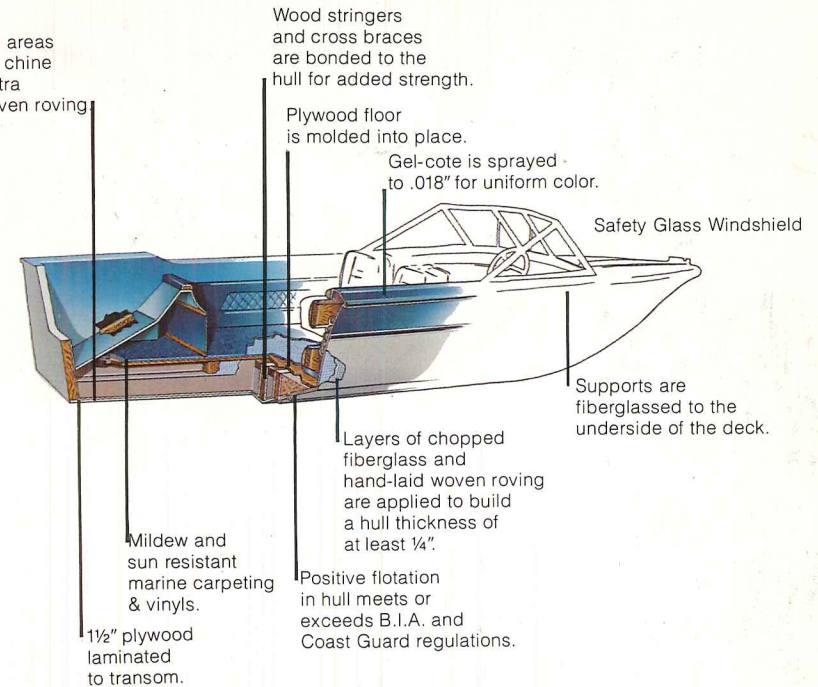
Sylvan also makes a complete line of pontoon boats.

Due to continuous research policy, specifications and prices are subject to change without notice.

**Sylvan**  
Sylvan Marine P.O. Box 25 New Paris, IN 46553 219 831-2950



High stress areas in bow and chine have an extra layer of woven roving



Positive flotation meets or exceeds B.I.A. and Coast Guard standards.

Aircraft-type construction.

Plywood reinforced transom.

One piece aluminum bottom eliminates center keel seam.

High gloss enamel is applied over acid-etch primer for maximum adhesion.

Deck framing is fastened with stainless steel bolts and reinforced with aluminum angles.

Safety Glass Windshield

Decks are installed over foam padding for noise and vibration reduction.

Hull and decks are made of 5052 marine aluminum for maximum corrosion resistance.

Protective rubber bumper rail

Lapstracking is rolled into hull sides to add strength without adding weight.

Mildew and sunlight resistant carpeting and vinyls.

Litho in U.S.A.