



TWO THOUSAND FOURTEEN | PONTOON BOATS

SYLVAN

8525 MANDALAY LZ PORT



*BORN TO BE FREE.
RAISED TO BE FAST.*

Today's Sylvan has redefined the pontoon experience with youthful vitality and high-octane fun. From the sports car style handling and exhilaration of our exclusive RPT tube design, to great feature packages that maximize your time on the water, you can count on the 2014 lineup to deliver the right pontoon for you.

TABLE OF CONTENTS

- | | | | |
|-------|---|-------|--|
| 4-5 | RPT | 16-19 | Signature Series Best-in-class style and watersport performance. |
| 6-7 | Construction | 20-25 | Mirage Cruise More choices to make it your own. |
| 8-11 | Mandalay Series Breathtaking performance and top-of-the-line amenities. | 26-31 | Mirage Fish Something for everyone at an unbeatable price. |
| 12-15 | S Series Thrilling new ride for maximum enjoyment. | 32-33 | Options & Features |



BACKED BY PEACE OF MIND.

- Limited lifetime warranty on hull and structure
- 6-year warranty on all components, carpet, upholstery and electronics
- All parts and labor
- Transferable to second owner



A TRUSTED BOAT BUILDER SINCE 1948.

Sylvan Marine traces its history back to the late 1940s, when it was founded near Sylvan Lake in Wolcottville, Indiana. Since 1970, the Sylvan brand has been part of Starcraft Marine and the Smoker Craft Family of Products and continues to be known for high-quality, innovative pontoons. You can count on Sylvan for the best pontoon values for every budget — backed by the very best service and warranties. After all, it's our family's tradition.

TWO THOUSAND FOURTEEN | PONTON BOATS



S3

"SIMPLY AMAZING PERFORMANCE!"

*"FOR INCREDIBLE PERFORMANCE, HOLE SHOTS
AND QUICKER TIME TO PLANE, RPT GIVES AMAZING
PERFORMANCE TO SYLVAN PONTOONS."*

EXECUTIVE EDITOR, PONTOON & DECK BOAT MAGAZINE
BRADY KAY



YOUTH MOVEMENT.

EXCLUSIVELY FROM SYLVAN.

Game-changing Sylvan performance rides on RPT Revolutionary Planing Technology tubes. The V shape allows the pontoon to lift and plane across the water with sportboat-style speed and handling. In fact, you get increased top speed per horsepower and dramatically improved fuel efficiency — which is perfect for great days of tow sports and cruising. Thanks to RPT, a Sylvan pontoon isn't just the best of both worlds of spaciousness and performance. It's a whole new level of wow.



THEIRS | Pushes through water resistance



OURS | Lifts and planes across the water



RPT TUBE CONFIGURATIONS/CHARACTERISTICS



TWO .100 "V" SHAPED TUBES

Planing performance, faster speed, lower horsepower; add underdeck liner for better water flow



TWO .100 "V" SHAPED TUBES WITH ONE ROUND CENTER TUBE

Planing performance, faster speed, lower horsepower; better handling, a smoother, more buoyant ride, high horsepower performance

TRADITIONAL TUBE CONFIGURATIONS/CHARACTERISTICS



TWO .080 ROUND TUBES

Great for all-around boating



TWO .080 ROUND TUBES WITH .060 ALUMINUM UNDERDECK LINER

Great for all-around boating with improved water flow



TWO .080 ROUND TUBES WITH .060 UNDERDECK LINER WITH LIFTING STRAKES

Great for all-around boating with improved water flow, high horsepower lifting performance



THREE .080 ROUND TUBES WITH .060 ALUMINUM UNDERDECK LINER

For all-around boating with improved water flow, better handling and a smoother, more buoyant ride



THREE .080 ROUND TUBES WITH .060 ALUMINUM UNDERDECK LINER WITH LIFTING STRAKES

Great for all-around boating with improved water flow, better handling, a smoother, more buoyant ride, high horsepower lifting performance




PTS

THREE .080 ROUND TUBES WITH .060 ALUMINUM UNDERDECK LINER

Great for all-around boating with improved water flow, better handling, a smoother, more buoyant ride, and high horsepower performance at an affordable price

	PERFORMANCE	LIFT	HANDLING	FUEL ECONOMY
TWO .100 "V" SHAPED TUBES	⊕ ⊕ ⊕	⊕ ⊕ ⊕	⊕ ⊕	⊕ ⊕ ⊕
TWO .100 "V" SHAPED TUBES WITH ONE ROUND CENTER TUBE	⊕ ⊕ ⊕	⊕ ⊕ ⊕	⊕ ⊕ ⊕	⊕ ⊕ ⊕
TWO .080 ROUND TUBES	⊕	⊕	⊕	⊕
TWO .080 ROUND TUBES WITH .060 ALUMINUM UNDERDECK LINER	⊕ ⊕	⊕	⊕ ⊕	⊕ ⊕
TWO .080 ROUND TUBES WITH .060 UNDERDECK LINER WITH LIFTING STRAKES	⊕ ⊕	⊕	⊕ ⊕	⊕ ⊕
THREE .080 ROUND TUBES WITH .060 ALUMINUM UNDERDECK LINER	⊕ ⊕ ⊕	⊕ ⊕ ⊕	⊕ ⊕ ⊕	⊕ ⊕ ⊕
THREE .080 ROUND TUBES WITH .060 ALUMINUM UNDERDECK LINER WITH LIFTING STRAKES	⊕ ⊕ ⊕	⊕ ⊕ ⊕	⊕ ⊕ ⊕	⊕ ⊕ ⊕
THREE .080 ROUND TUBES WITH .060 ALUMINUM UNDERDECK LINER (PTS)	⊕ ⊕ ⊕	⊕ ⊕ ⊕	⊕ ⊕ ⊕	⊕ ⊕ ⊕



Cross Channel Construction | Provides superior chassis strength. The transom area is supported with up to 3/16" hat-channel construction using twice the amount of fixtures as other pontoons. This provides the strength needed to handle the high torque of today's large engines.

DOES YOUR BOAT HAVE
OUR CONSTRUCTION?



The Shape of Strength | Other manufacturers use C-channel designs which can require more cross members and provide less strength than Sylvan's hat-channel construction. And with imbalanced weight distribution, C-channel cross members are less able to withstand the forces exerted on the pontoon year after year.



Hat-Channel Construction | It all begins with .250 (heavy) and .125 (standard) gauge aluminum hat channels that are 6" wide and secured with 8 bolts spanning across our 6" wide deck risers. This creates the widest base in the industry and gives our pontoons greater stability without adding unnecessary weight. Combine that with a .190 gauge aluminum transom that's through-bolted with up to 20 bolts and footed deck risers that prevent tube fatigue, and you see why Sylvan backs its industry-leading construction with a Limited Lifetime Warranty on every product.

WHERE QUALITY & PERFORMANCE COME TOGETHER.

A better pontoon starts with better details, and Sylvan has decades of experience innovating and refining all the elements of a great pontoon. As we've revolutionized pontoon performance through our exclusive tube designs, we've also enhanced the strength and reliability of the entire structure and every point of connection. Hat-channel cross-members stand up to increased torque, while increased through-bolts prevent tube fatigue. So take a closer look at what makes a Sylvan so great. It's next-generation construction for next-generation pontoon performance.



Fence & Railing | Features foam backing to prevent rattling and fully welded and anodized railing to add strength. Anodized welds are never painted. It's all backed by a 6-year warranty.



Constructed for Endurance | 3/4", 7-ply pressure treated plywood through-bolted and screwed to the hat channels to create the strongest seams in the industry.




RPT 2.0 | Made of .100 gauge aluminum and a reinforced nose that incorporates a double bulkhead, rib channel system, and a strut on the seam. This third generation RPT tube design is built for high horsepower engines and is backed by a Lifetime Warranty.



A



B



C



D



E



F



G

A. Spacers | Between the fence bottom and the deck allow water to drain easily and cut drying time in half.

B. Superior Upholstery | Covered by a 6-year warranty. We use only the finest quality, UV stabilized, marine-grade 42 ml vinyl, automotive grade pigments and a Stain Resistant Topcoat. Herringbone backing provides "no-sag" recovery while biocide-treated foam and stainless fixtures add durability. To help it all last, our bases are designed with a moat system that directs water away from the seat and off the boat.


C. Protected Stern Boarding Area | Available in synthetic teak on the Mandalay series or durable vinyl on the Signature and Mirage series. Either way, it provides a great place to dry off after swimming or tubing.

D. Premium Appointments | Include custom corner castings, padded interiors, LED lighting, pop-up cleats, mahogany accents, stainless hardware and extended swim platform.

E. EZ Gate Lift | Incorporates safety and convenience with style. The ingenious heavy-duty piano hinge lifts up and out to create a safe environment that still only requires one hand for easy loading and unloading.

F. Tubes | Our tubes are made with one-piece aluminum and feature full-length keels and sturdy deck risers. Choose from .100 gauge RPT or traditional .080 tubes. Backed by a Limited Lifetime Warranty.

G. Multiple Floor Plans | Great configurations for cruising and fishing.



Thru-Bolted Transom | Made of up to .190 gauge aluminum and supported with up to 20 stainless bolts to handle today's higher horsepower engines.



4-PT Deck to Hull Fusion | Sylvan deck brackets have 4 points of fusion for an extended area of contact with the tube. In addition to providing increased strength and support, this reduces frame twist and racking in rough water and guards against tube fatigue.





Because you have a taste for the finer things: stylish luxury and sportboat performance that grabs you by the adrenaline and won't let go.

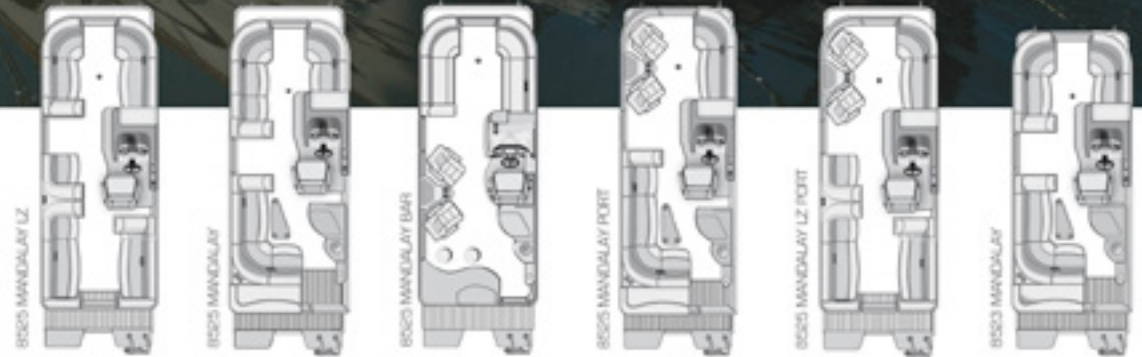
MANDALAY

MANDALAY

8525 MANDALAY LZ



8525 MANDALAY LZ PORT
(SHOWN WITH OPTIONAL THIRD TUBE)






SOPHISTICATION HAS NEVER FELT THIS YOUNG.

From thrilling performance, to lavish comfort, to stylish lighting, the extraordinary 2014 Mandalay is a new pontoon for a new generation.

	8525 L2	8525	8525 BWR	8525 PORT	8525 L2 PORT	8523	8523 PORT
OVERALL LENGTH	26' 10"	26' 10"	26' 10"	26' 10"	26' 10"	24' 10"	24' 10"
BEAM	102"	102"	102"	102"	102"	102"	102"
TUBE DIAMETER	27"	27"	27"	27"	27"	27"	27"
TUBE GAUGE	100"	100"	100"	100"	100"	100"	100"
DRY WEIGHT LBS.	2575	2575	2575	2575	2575	2100	2100
MAX. PERSONS	14	14	14	14	14	11	11
MAX. CAP. LBS.	2650	2650	2650	2650	2650	2200	2200
MAX. H.P.	200	200	200	200	200	150	150
OPT. THRD TUBE H.P.	300	300	300	300	300	250	250
FUEL CAPACITY GAL.	30	30	30	30	30	30	30
BIMINI TOP SIZE	10'	10'	10'	10'	10'	10'	10'



TWO 100 "V" SHAPED TUBES
Planing performance, faster speed, lower horsepower, add underdeck liner for better water flow

PERFORMANCE: ○○○○ FUEL ECONOMY: ○○○○
HANDLING: ○○○ LIFT: ○○○○

Color Options: ■ Blue ■ Champagne ■ Red ■ Metallic Black ■ White ■ Onyx ■ Bimini/Liner Panel Color

MANDALAY OPTIONS — ASK YOUR DEALER ABOUT THESE POPULAR OPTIONS FOR THE MANDALAY SERIES:

- Extra Table Kit
- 30" Gate Seat
- Full Camper
- Center Tube with Storage
- Cooler Table
- Power Assist Steering
- Galley Refrigerator (N/A on L2 models)
- Playpen Cover
- Half Camper
- Synthetic Teak Flooring
- Power Canopy Top
- Heavy Hat Understructure
- Double Top
- Full Vinyl Floor
- Mica Tan Canvas Color
- Sirius® Satellite Radio
- Porta Potti
- Snap-In Carpet
- Ski Tow
- Babbito Underdeck Liner
- PTS Tube

MANDALAY FEATURES

- A. RPT Tube** | Better fuel efficiency and quicker planing for better performance with lower h.p. and a smoother, drier ride.
- B. Raised Deluxe Console** | Get a clear, unobstructed view from Mandalay's raised console. Luxury extras include hydraulic steering, LED lighting, Humminbird® 385 GPS, cooler storage, lighted cup holders, premium audio with USB and J ports, glove box, windscreen, LED-backed rocker switches, chrome spoked wheel and a gauge package including tach, volt, speedometer with GPS digital readout, fuel, trim and depth gauges.
- C. Furniture Group** | Get comfy in these plush 42ml Vault Pillow Top vinyl seats with retractable armrests.
- D. Rear Lounger** | Stretch out in total comfort with the spacious and versatile rear lounger featuring pull-out ottoman and cup holders.
- E. Galley** | Full fiberglass with spacious countertops, pull-out cutting boards and LED lighting. An optional fridge adds a cool touch (except L2 models).
- F. Port Seating Model** | Cruise in style with two high-back helm chairs complete with armrests and comfy 42ml vinyl, plus storage space and two lighted cup holders.
- G. Movable Cup Holders** | Place your drink anywhere on the boat with 2 smart movable cup holders.
- H. Anodized Aluminum Swim Platform, Large Rear Platform, Ski Tow, Synthetic Teak, Underwater Lighting & Telescoping Ladder** | Large swim platform features deepwater ladders for safety and convenience.
- I. 10' Bimini Top** | Made of sturdy Vista canvas spanning 10 feet, Mandalay's top also features 1¼" tubing with stainless fixtures for strength, quick release and drop-down tow mode for convenience, and solution-dyed polyester that's ultra wear-resistant and color-fast to ensure color that lasts without bleeding.



8525 MANDALAY PORT



S SERIES

Mind-blowing, lose-your-cap
performance — and that's before
you get on the wakeboard.



S SERIES

SYLVAN




S5

(SHOWN IN METALLIC BLACK WITH PLATINUM INTERIOR AND OPTIONAL SKI TOW, POWER CANOPY AND BABBITO LIGHTING)



TRIM COLOR OPTIONS



Arctic/Yellow



Arctic/Blue



Arctic/Lime



Arctic/Red



Platinum/Yellow



Platinum/Blue



Platinum/Lime



Platinum/Red






THROTTLE UP.

Introducing the all-new S Series. Everything about this pontoon is designed to maximize the performance of exclusive RPT tubes. Start it up and prepare to fly.

	S5	S3
OVERALL LENGTH	26'10"	24'10"
BEAM	102"	102"
TUBE DIAMETER	27"	27"
TUBE GAUGE	100"	100"
DRY WEIGHT LBS.	2575	2100
MAX. PERSONS	14	11
MAX. CAP. LBS.	2650	2200
MAX. H.P.	200	150
OPT. THIRD TUBE H.P.	300	250
FUEL CAPACITY GAL.	30	30
BIMINI TOP SIZE	8' 6"	8' 6"



TWO .100" V" SHAPED TUBES
Planing performance, faster speed, lower horsepower, add underdeck liner for better water flow

PERFORMANCE: ○○○○ FUEL ECONOMY: ○○○○
HANDLING: ○○ LIFE: ○○○○

Bimini Color
 Accent Color
 Panel Color

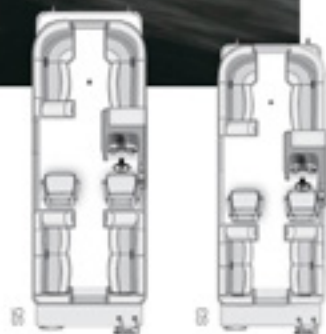
Color Options: Champagne Metallic Black White Onyx
Trim Options for Platinum & Arctic: Red, Blue, Lime, Yellow
Interior Furniture Colors: Sand, Arctic, Platinum

S SERIES OPTIONS – ASK YOUR DEALER ABOUT THESE POPULAR OPTIONS FOR THE S SERIES:

- Extra Table Kit
- Double Top
- Mood Lighting
- Third Tube with In-Floor Storage
- Wake Tower Speakers
- PTS Tube
- Ski Tow
- Vinyl Floor
- Underwater Lighting
- Mica Tan Canvas Color
- Wake Tower Board Racks
- Power Canopy
- Sirius® Satellite Radio
- Snap-in Carpet
- Humminbird® 385 GPS
- Vinyl Teak Boarding Area
- Cooler Table
- Power Assist Steering
- Playpen Cover
- Synthetic Teak Flooring
- Babbito Underdeck Lighting
- Wake Tower w/ Bimini Top
- Rear Platform Jump Seats
- Heavy Rat Understructure
- 30" Gate Seat
- Premium Audio Package

S SERIES FEATURES

- A. RPT Tube** | Better fuel efficiency and quicker planing for better performance with lower h.p. and a smoother, drier ride.
- B. Optional Rear Jump Seat** | Sit comfortably and stow your gear in the rear jump seats, then dive right in! The large rear swim platform has a standard sea wave boarding area and features deepwater ladders for safety and convenience.
- C. Deluxe Console** | You're in control with the deluxe console featuring tilt wheel, cooler storage, premium audio with USB and J ports, glove box, windscreen, LED-backed rocker switches, chrome spoked wheel and a gauge package including tach, volt, speedometer and fuel gauges.
- D. Furniture Group** | Get comfy in these plush Pillow Top vinyl seats with retractable armrests.
- E. Premium Audio Sound** | Turn it up! Audio system has bluetooth capabilities and features AM/FM and auxiliary port for MP3 player with four speakers. Upgrade to an optional Premium Sound Package and enhance your audio system with Polk speaker, two subwoofers and amp.
- F. Rear Lounger** | Stretch out in total comfort with the spacious and versatile rear lounger.
- G. Mood Lighting** | Make night cruises more special than ever with cool blue LED lighting.
- H. Changing Room** | Save space and still offer privacy thanks to the pop-up changing room with room for an optional Porta Potti.







SYLVAN

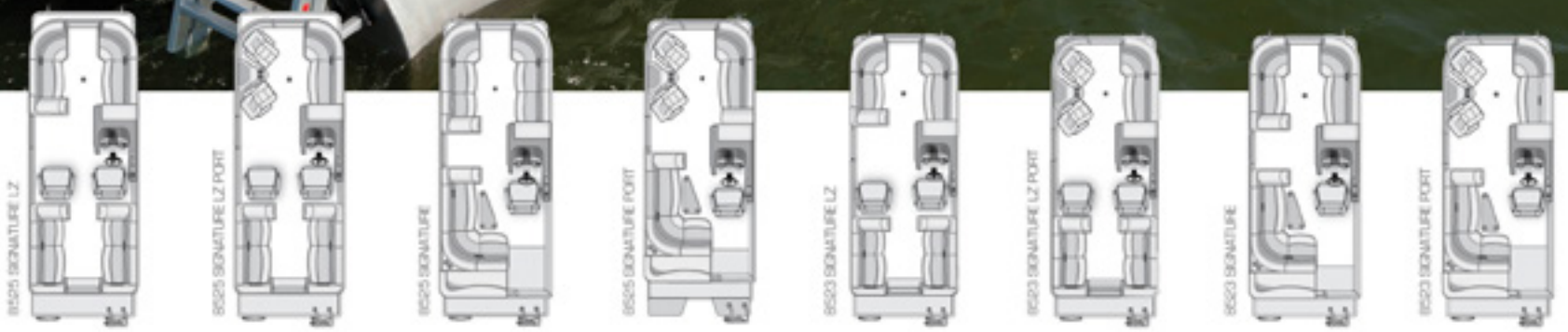
You know what you want from the water, down to the luxury lounge chairs and premium audio. This Signature has your name on it.

SIGNATURE

SIGNATURE SERIES

SYLVAN

8523 LZ





SIGNATURE FEATURES

- A. Deluxe Console** | You're in control with the deluxe console featuring tilt wheel, cooler storage, premium audio with USB and i ports, glove box, windscreen, LED-backed rocker switches, chrome spoked wheel and a gauge package including tach, volt, speedometer and fuel gauges and an optional Humminbird® 385 GPS.
- B. Co-Captain's Chair** | Enjoy cruising side-by-side with the comfort of a second high-back helm chair.
- C. Rear Lounger** | Kick back and enjoy a lazy day on the water with these oversized, overstuffed rear loungers.
- D. Bow Seating** | Stretch out and get comfortable in the lounge-style seating with convenient cup holders close at hand.
- E. Premium Audio System** | Turn it up! Audio system features AM/FM and auxiliary port for MP3 player with four speakers.
- F. Changing Room** | Save space and still offer privacy thanks to the pop-up changing room with storage net and room for an optional Porta Potti.

MORE POWER TO YOU.

Make a powerful statement with the high-performance 2014 Signature. Sleek styling, premium features, and durable comfort combine to make this a great choice for ramping up the fun.

	8525 L2	8525 L2 PORT	8525	8525 PORT	8523 L2	8523 L2 PORT	8523	8523 PORT	8521
OVERALL LENGTH	26' 10"	26' 10"	26' 10"	26' 10"	24' 10"	24' 10"	24' 10"	24' 10"	22' 10"
BEAM	102"	102"	102"	102"	102"	102"	102"	102"	102"
TUBE DIAMETER	25"	25"	25"	25"	25"	25"	25"	25"	25"
TUBE GAUGE	.080"	.080"	.080"	.080"	.080"	.080"	.080"	.080"	.080"
DRY WEIGHT LBS.	2575	2575	2575	2575	2100	2100	2100	2100	2100
MAX. PERSONS	14	14	14	14	11	11	11	11	11
MAX. CAP. LBS.	2650	2650	2650	2650	2200	2200	2200	2200	2200
MAX. H.P.	200	200	200	200	150	150	150	150	150
OPT. THIRD TUBE H.P.	300	300	300	300	250	250	250	250	200
FUEL CAPACITY GAL.	30	30	30	30	30	30	30	30	30
BIMINI TOP SIZE	8' 6"	8' 6"	8' 6"	8' 6"	8' 6"	8' 6"	8' 6"	8' 6"	8' 6"

Color Options: Blue Champagne Red Metallic Black White Onyx Bimini Color Panel Color

STANDARD HULL



TWO .080 ROUND TUBES
Great for all-around boating

PERFORMANCE: ○ FUEL ECONOMY: ○
HANDLING: ○ LIFT: ○



PERFORMANCE PACKAGE

Get your heart pumping with the exciting Performance Package featuring our exclusive RPT Tubes, aluminum underdeck liner, ski tow, heavy hat understructure and SeaStar hydraulic steering.

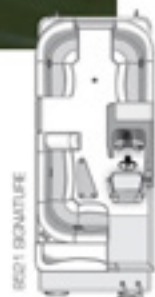
Ask your dealer for more information on how to get even more from Signature with this package.

ENHANCE PERFORMANCE
WITH OPTIONAL RPT



SIGNATURE OPTIONS — ASK YOUR DEALER ABOUT THESE POPULAR OPTIONS FOR THE SIGNATURE SERIES:

- Extra Table Kit
- Ski Tow
- Sirius® Satellite Radio
- Playpen Cover
- Double Top
- Full Camper
- Half Camper
- Vinyl Floor
- Snap-in Carpet
- Synthetic Teak Flooring
- In-Floor Storage
- RPT Tubes
- Mood Lighting
- Depth Gauge
- Trim Gauge
- Underwater Lighting
- Humminbird® 385 GPS
- Babbitt Underdeck Lighting
- SeaStar® Hydraulic Steering
- Stainless Steel Safety Rails
- Anodized Aluminum Extended Swim Platform
- Third Tube with In-Floor Storage
- Mica Tan Canvas Color
- Vinyl Teak Boarding Area
- PIS Tube
- Power Canopy
- Power Assist Steering
- Heavy Hat Understructure




©2013 SIGNATURE



MIRAGE CRUISE

SYLVAN

A woman in a pink bikini and sunglasses is smiling and holding a clear water bottle in her right hand and a strawberry in her left hand. She is standing on a boat deck. In the background, another woman in a floral bikini and sunglasses is smiling. A hand in the foreground is holding a glass of a drink. The word "SYLVAN" is visible on a dark structure in the background. The entire image has a light blue tint.

This is your time. Time to make
your mark on the water with stylish
cruising and long days of play.
Great memories start with Mirage.

MIRAGE CRUISE LE

SYLVAN



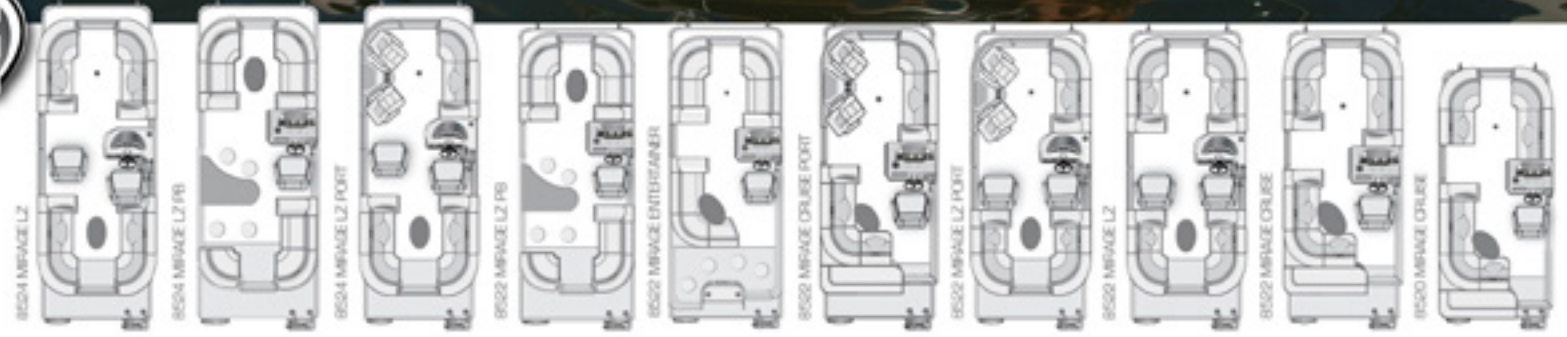
8522 MIRAGE LZ PORT
(SHOWN WITH OPTIONAL SYNTHETIC TEAK FLOORING)



LE PACKAGE

Take your Mirage Cruise to the next level with the smart and stylish LE Package that includes upgraded Sand Dollar furniture, premium 28 oz. Tru Mica carpet, high-back helm chair with armrests, mood lighting, an enhanced console with tilt steering, a chrome spoked steering wheel, stainless steel four step ladder, Sea Weave rear flooring and a gauge package with speedometer, tach, trim and volt gauges.

Ask your dealer for more information on how to get even more from Mirage Cruise with our package upgrade.





SEE IT TO BELIEVE IT.

The Mirage LE is all about taking an unbeatable value to the next level with upgraded features and great packages. This is your chance to make it your own.

	8524 L2	8524 L2 PB	8524 L2 PORT	8522 L2 PB	8522 INT	8522 CR PORT	8522 L2 PORT	8522 L2	8522 CR	8520 CR	820 CR	818 CR
OVERALL LENGTH	25' 10"	25' 10"	25' 10"	23' 10"	23' 10"	23' 10"	23' 10"	23' 10"	23' 10"	20' 10"	20' 10"	18' 10"
BEAM	102"	102"	102"	102"	102"	102"	102"	102"	102"	102"	96"	96"
TUBE DIAMETER	25"	25"	25"	25"	25"	25"	25"	25"	25"	25"	23"	23"
TUBE GAUGE	.080"	.080"	.080"	.080"	.080"	.080"	.080"	.080"	.080"	.080"	.080"	.080"
DRY WEIGHT LBS.	2380	2380	2380	2295	2200	2200	2295	2295	2200	1850	1850	1550
MAX. PERSONS	13	13	13	12	12	12	12	12	12	10	9	8
MAX. CAP. LBS.	2425	2425	2425	2200	2200	2200	2200	2200	2200	1990	1710	1505
MAX. H.P.	150	150	150	150	150	150	150	150	150	115	90	50
OPT. THIRD TUBE H.P.	300	300	300	250	250	250	250	250	250	200	N/A	N/A
FUEL CAPACITY GAL.	30	30	30	30	30	30	30	30	30	30	30	Opt.
BMIN TOP SIZE	8' 6"	8' 6"	8' 6"	8' 6"	8' 6"	8' 6"	8' 6"	8' 6"	8' 6"	8' 6"	8' 6"	8' 6"

Color Options: Blue Champagne Red Metallic Black White Onyx Bimini Color Panel Color

STANDARD HULL



TWO .080 ROUND TUBES
Great for all-around boating

PERFORMANCE: HANDLING: FUEL ECONOMY: LIFT:

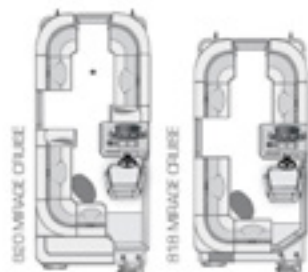
MIRAGE CRUISE LE FEATURES

- A. Console** | Take control with this full fiberglass console featuring tilt wheel, chrome-accented speedometer, trim and volt gauges and a premium audio system with MP3 port. There's also a full windscreen and cooler storage.
- B. Furniture** | Luxurious 32mil tan Sand Dollar vinyl with recessed speakers and pillow soft lounges. Shown with optional 30" gate seat.
- C. Speakers/Cupholders** | The recessed design conveniently houses speakers and cupholders.
- D. Sea Weave** | Feel the luxury with the standard sea weave rear flooring.
- E. LE Furniture** | Luxurious and durable, with recessed speakers and soft lounges.
- F. Port Seating Model** | High-back helm chairs and armrests offer enhanced seating comfort and an upscale floorplan.
- G. Table** | The moveable table features recessed cupholders and is a great feature for entertaining and meals on the go.
- H. Four Step Ladder** | Enjoy the convenience of this telescoping four step, stainless steel ladder.
- I. LES Model** | Our sport model features sporty gray furniture, upgraded stereo, 28oz carpet, high back helm chair, gauge package, console upgrade, mood lighting, tilt steering, stella filetto steering wheel, 4-step ladder, SeaWeave Stern, Ski tow, underwater lighting, RPT/Underdeck liner.
- J. LER Model** | Put your comfort front and center. Pillow top furniture, LE Graphic, upgraded infinity PRV250 stereo, 28oz carpet, high back helm chair, gauge package, console upgrade, mood lighting, tilt steering, stella filetto steering wheel, stainless steel 4-step ladder, SeaWeave Stern.

MIRAGE CRUISE LE OPTIONS –

ASK YOUR DEALER ABOUT THESE POPULAR OPTIONS FOR THE MIRAGE CRUISE LE SERIES:

- Extra Table Kit
- Ski Tow
- Porta Potti
- Playpen Cover
- Double Top
- Full Camper
- Half Camper
- Performance Strakes
- Underdeck Liner
- RPT Tubes
- Third Tube
- Depth Gauge
- Trim Gauge
- Babbito Underdeck Lighting
- SeaStar® Hydraulic Steering
- Synthetic Teak Boarding Area
- Mica Tan Canvas Color
- Vinyl Teak Boarding Area
- Underwater Lighting
- GPS/Fish Finder
- PTS Tube
- Extreme Steering
- LES Package
- LER Package



MIRAGE CRUISE

SYLVAN

8522 PB





CRUISING FOR TREMENDOUS VALUES.

Our value-minded Mirage lineup offers a wide range of floorplans and optional features so that you can create the perfect joy ride for your friends and family.

	8524 LZ	8524 LZ PB	8524 LZ PORT	8522 LZ PB	8522 INT	8522 CR PORT	8522 LZ PORT	8522 LZ	8522 CR	8520 CR	820 CR	818 CR
OVERALL LENGTH	25' 10"	25' 10"	25' 10"	23' 10"	23' 10"	23' 10"	23' 10"	23' 10"	23' 10"	20' 10"	20' 10"	18' 10"
BEAM	102"	102"	102"	102"	102"	102"	102"	102"	102"	102"	96"	96"
TUBE DIAMETER	25"	25"	25"	25"	25"	25"	25"	25"	25"	25"	23"	23"
TUBE GAUGE	.080"	.080"	.080"	.080"	.080"	.080"	.080"	.080"	.080"	.080"	.080"	.080"
DRY WEIGHT LBS.	2380	2380	2380	2295	2200	2200	2295	2295	2200	1850	1850	1550
MAX. PERSONS	13	13	13	12	12	12	12	12	12	10	9	8
MAX. CAP. LBS.	2425	2425	2425	2200	2200	2200	2200	2200	2200	1990	1710	1505
MAX. H.P.	150	150	150	150	150	150	150	150	150	115	90	50
OPT. THIRD TUBE H.P.	300	300	300	250	250	250	250	250	250	200	N/A	N/A
FUEL CAPACITY GAL.	30	30	30	30	30	30	30	30	30	30	30	Opt.
BMIN TOP SIZE	8' 6"	8' 6"	8' 6"	8' 6"	8' 6"	8' 6"	8' 6"	8' 6"	8' 6"	8' 6"	8' 6"	8' 6"

Color Options: Blue Champagne Red Metallic Black White Onyx Bimini Color Panel Color

STANDARD HULL



TWO .080 ROUND TUBES
Great for all-around boating

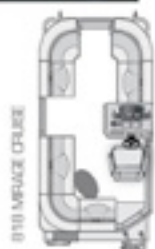
PERFORMANCE: FUEL ECONOMY:
HANDLING: LIFT:

MIRAGE CRUISE FEATURES

- A. Console** | Take control with this full fiberglass console featuring tilt wheel, chrome-accented speedometer, trim and volt gauges and a premium audio system with MP3 port. There's also a full windscreen and cooler storage.
- B. Furniture** | Proto Cast bases and durable vinyl are designed for long-lasting comfort.
- C. Speaker/Cupholders** | The recessed design conveniently houses speakers and cupholders.
- D. Helm Chair** | Designed to provide comfort and control, with swivel, slide and armrests.
- E. Under Console Storage** | This additional storage space is an ideal place to keep your cooler.
- F. Sound System** | AM/FM Stereo with an auxiliary port for other music devices.
- G. Table** | The moveable table features recessed cupholders and is a great feature for entertaining and meals on the go.
- H. Rotor Cast Furniture Base** | Keep your gear dry and safely stowed in the convenient compartment located under the cushion.
- I. Changing Room** | Save space and still offer privacy thanks to the pop-up changing room with storage net and room for an optional Porta Potti.

MIRAGE CRUISE OPTIONS – ASK YOUR DEALER ABOUT THESE POPULAR OPTIONS FOR THE MIRAGE CRUISE SERIES:

- LE Package
- Extra Table Kit
- Ski Tow
- Porta Potti
- Playpen Cover
- Double Top
- Full Camper
- Half Camper
- Performance Strakes
- Underdeck Liner
- RPT Tubes
- Third Tube
- Depth Gauge
- Trim Gauge
- Babbito Underdeck Lighting
- SeaStar® Hydraulic Steering
- Synthetic Teak Boarding Area
- Gauge Cluster Package: Voltmeter, Speedometer
- Nica Tan Canvas Color
- Vinyl Teak Boarding Area
- Chrome Spoked Steering Wheel
- PTS Tube
- Sea Weave



8110 MIRAGE CRUISE



A photograph of two young girls with blonde hair, wearing blue life jackets, fishing from a boat. They are holding fishing rods and reels. The background shows a dense forest of green trees under a cloudy sky. The image is partially overlaid by a large, stylized graphic element on the right side, which is a dark grey shape with a blue outline and a blue oval containing text.

MIRAGE FISH

When it comes to family fun,
we share your belief in no limits.
Cast off to your favorite sand bar
or cast your line. Either way, there
are smiles all around.

MIRAGE FISH LE

SYLVAN

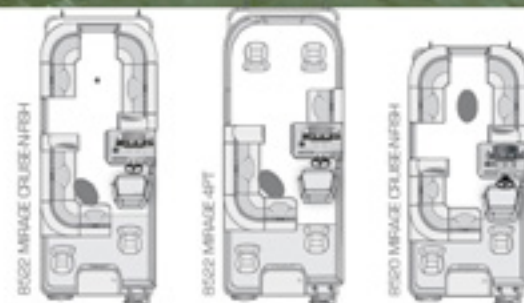
8522 MIRAGE LE
CRUISE AND FISH



LE PACKAGE

Take your Mirage Fish to the next level with the smart and stylish LE Package that includes upgraded Sand Dollar furniture, premium 28 oz. Tru Mica carpet, high-back helm chair with armrests, mood lighting, an enhanced console with tilt steering, a chrome spoked steering wheel, Sea Weave rear flooring and a gauge package with speedometer, tach, trim and volt gauges.

Ask your dealer for more information on how to get even more from Mirage Fish with our package upgrade.





FISH, CRUISE AND PLAY IN STYLE.

Great fishing and family fun come together in the 2014 Mirage Fish LE. Serious anglers get serious amenities and plenty of elbow room, and the whole family will enjoy the excitement of cruising and watersports.

	8522 cwf	8522 wpt	8520 cwf	8520 wpt
OVERALL LENGTH	23' 10"	23' 10"	20' 10"	20' 10"
BEAM	102"	102"	102"	102"
TUBE DIAMETER	25"	25"	25"	25"
TUBE GAUGE	.080"	.080"	.080"	.080"
DRY WEIGHT LBS.	2200	2200	1850	1850
MAX. PERSONS	12	12	10	10
MAX. CAP. LBS.	2200	2200	1990	1990
MAX. H.P.	150	150	115	115
OPT. THIRD TUBE H.P.	250	250	200	200
FUEL CAPACITY GAL.	30	30	24	24
BIMINI TOP SIZE	8' 6"	8' 6"	8' 6"	8' 6"

STANDARD HULL



TWO .080 ROUND TUBES
Great for all-around boating

PERFORMANCE: ○ FUEL ECONOMY: ○
HANDLING: ○ LIFE: ○

Color Options: ■ Blue ■ Champagne ■ Red ■ Metallic Black ■ White ■ Onyx ■ Shell Color Panel Color

MIRAGE FISH LE OPTIONS – ASK YOUR DEALER ABOUT THESE POPULAR OPTIONS FOR THE MIRAGE FISH LE SERIES:

- Extra Table Kit
- Ski Tow
- Porta Potti
- Playpen Cover
- Double Top
- Full Camper
- Half Camper
- Performance Strakes
- Underdeck Liner
- RPT Tubes
- Third Tube
- Depth Gauge
- Trim Gauge
- Babbitt Underdeck Lighting
- SeaStar® Hydraulic Steering
- Synthetic Teak Boarding Area
- Mica Tan Canvas Color
- Vinyl Teak Boarding Area
- Humminbird® 385 CI Color GPS Fish Finder
- Vinyl Floor
- Synthetic Teak Flooring in Fishing Station
- Full Vinyl Floor with Snap-in Carpet
- LER Package
- LES Package
- PTS Tube

MIRAGE FISH LE FEATURES

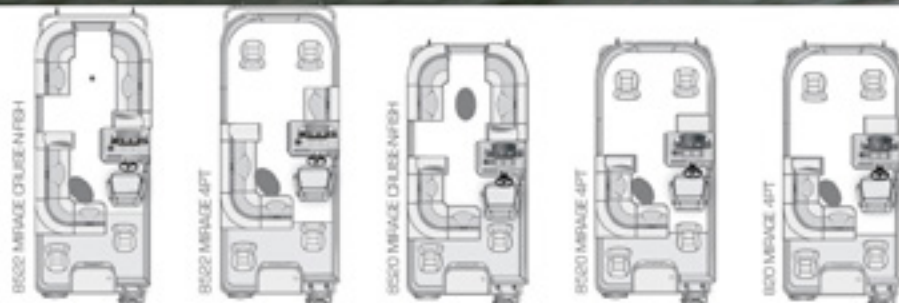
- A. Console** | Take control with this full fiberglass console featuring tilt wheel, chrome-accented speedometer, trim and volt gauges, cooler storage and a premium audio system with MP3 port.
- B. LE Furniture** | Luxurious and durable, with recessed speakers and pillow soft lounges.
- C. Speaker/Cupholders** | The recessed design conveniently houses speakers and cupholders.
- D. Package Mood Lighting** | Make night cruises more special than ever with cool blue LED underdeck lighting.
- E. Deluxe Fishing Seat** | Fish in comfort with wood-free, ergonomically designed deluxe fishing seats.
- F. Lake Water Wash Down (Optional)** | Pressurized hose offers an easy way to rinse the deck after fishing trips.
- G. Lockable Rod Storage** | Keep your rods safely locked away when not in use. Holds up to four rods.
- H. Fishing Station Livewell** | An aerated livewell keeps your catch fresh.
- I. Under Console Storage** | This additional storage space is an ideal place to keep your cooler.



MIRAGE FISH

SYLVAN

8522 MIRAGE 4PT





CAST OFF ON YOUR NEXT ADVENTURE.

At Sylvan, we believe everyone deserves great times on the water. That's why we offer the best pontoon values with the best warranties you'll find anywhere.

	8522 cdf	8522 upf	8520 cdf	8520 upf	820 upf	818 rfx
OVERALL LENGTH	23' 10"	23' 10"	20' 10"	20' 10"	20' 10"	18' 10"
BEAM	102"	102"	102"	102"	96"	96"
TUBE DIAMETER	25"	25"	25"	25"	23"	23"
TUBE GAUGE	.080"	.080"	.080"	.080"	.080"	.080"
DRY WEIGHT LBS.	2200	2200	1850	1850	1745	1550
MAX. PERSONS	12	12	10	10	9	8
MAX. CAP. LBS.	2200	2200	1990	1990	1710	1505
MAX. H.P.	150	150	115	115	90	50
OPT. THIRD TUBE H.P.	250	250	200	200	N/A	N/A
FUEL CAPACITY GAL.	30	30	24	24	24	Opt.
BIMINI TOP SIZE	8' 6"	8' 6"	8' 6"	8' 6"	8' 6"	8' 6"

Color Options: Blue Champagne Red Metallic Black White Onyx Bimini Color Panel Color

STANDARD HULL



TWO .080 ROUND TUBES
Great for all-around boating

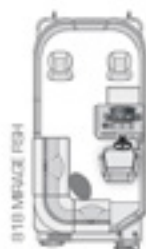
PERFORMANCE: ○ FUEL ECONOMY: ○
HANDLING: ○ LIFE: ○

MIRAGE FISH FEATURES

- A. Console** | Take control with this full fiberglass console featuring tilt wheel, chrome-accented speedometer, trim and volt gauges and a premium audio system with MP3 port. There's also a full windscreen and cooler storage.
- B. Furniture** | Rotocast bases and durable vinyl are designed for long-lasting comfort.
- C. Speaker/Cupholders** | The recessed design conveniently houses speakers and cupholders.
- D. Helm Chair** | Designed to provide comfort and control, with swivel, slide and armrests.
- E. Table** | The moveable table features recessed cupholders and is a great feature for entertaining and meals on the go.
- F. Deluxe Fishing Seat** | Fish in comfort with wood-free, ergonomically designed deluxe fishing seats.
- G. Fishing Station Livewell** | An aerated livewell keeps your catch fresh.
- H. Lockable Rod Storage** | Keep your rods safely locked away when not in use.
- I. Changing Room** | Save space and still offer privacy thanks to the pop-up changing room with storage net and room for an optional Porta Potti.

MIRAGE FISH OPTIONS – ASK YOUR DEALER ABOUT THESE POPULAR OPTIONS FOR THE MIRAGE FISH SERIES:

- Extra Table Kit
- Ski Tow
- Porta Potti
- Playpen Cover
- Double Top
- Full Camper
- Half Camper
- Performance Strakes
- Underdeck Liner
- RPT Tubes
- Third Tube
- Depth Gauge
- Trim Gauge
- Babbito Underdeck Lighting
- SeaStar® Hydraulic Steering
- Synthetic Teak Boarding Area
- Gauge Cluster Package: Voltmeter, Speedometer
- Mica Tan Canvas Color
- Vinyl Teak Boarding Area
- Humminbird® 385i Color GPS Fish Finder
- Vinyl Floor
- Synthetic Teak Flooring in Fishing Station
- Full Vinyl Floor with Snap-in Carpet
- PTS Tube
- Sea Weave




EXPAND YOUR OPTIONS. BROADEN YOUR HORIZON.

At Sylvan, we know that you have your own style on the water — your favorite activities and your favorite people to share it with. That's why we offer not only great standard features and packages, we give you the ability to outfit your pontoon with outstanding optional comforts and amenities. It's all designed to put you at the helm of a better pontoon experience.



Extra Table Kit | Made to match the standard table, this stowable table kit with legs and base adds more room for dining, food prep and more.



Four Step Telescoping Ladder | Enjoy the convenience of this telescoping four step, stainless steel ladder.




Sirius® Satellite Radio with Bluetooth Capabilities | Fill the airwaves your way. Listen to your favorite tunes through built-in speakers or your Bluetooth device.



Sea Weave | Feel the luxury with Sea Weave Flooring.



Vinyl Teak Boarding Area | Stylish and durable, taking the swim platform to a new level.



Vinyl Floor with Snap-In Carpet | The vinyl flooring stands up to wear and cleans easily after fishing. Simply snap the carpet back in place for cruising.

FULL

HALF

DOUBLE BIMINI

POWER CANOPY



Enclosure & Bimini Options | Extend your season by getting away from the elements with an enclosure. They feature our Easy Match Tab System for quick assembly, sturdy round aluminum tubing and stainless features for strength, quick release for ease of use, and solution-dyed polyester Vista canvas for lasting color without bleeding.

Playpen Cover | Add protection with a color-coordinated canvas cover that easily snaps to the railing.



Ski Tow | Jump into water sports with a ski tow that's bolted through the deck for maximum strength.




Cooler Table | Combine expanded cooler storage with the convenience of a table top.



Reclining Helm Chair | For the ultimate in comfort, choose the reclining helm chair with slider, armrests and a headrest. Standard on Mandalay, Signature, and S Series, optional on Mirage Cruise & Mirage Fish.




Galley | Full fiberglass with spacious countertops, pull-out cutting boards and LED lighting. An optional fridge adds a cool touch.



Performance Strakes | Get faster planing, better cornering and a smoother ride (not available with RPT Tubes).



Depth Gauge | Cruise and fish with greater confidence in the shallows and around your favorite swimming spots.



Babbito Underdeck Lighting | Make night cruises more special than ever with cool blue LED underdeck lighting.




SeaStar Hydraulic | SeaStar hydraulic steering offers easy turning.



Extended Swim Platform | Through-bolted and braced to the deck, this sturdy extended swim platform is perfect for water sports.



30" Gate Seat | Add to your comfort and seating arrangement with this convenient seat that can be placed in front of the bow gate.




Synthetic Teak Flooring | Available in stern boarding area for a unique look with great wear.



RPT Tubes | Better fuel efficiency and quicker planing for better performance with lower h.p. and a smoother, drier ride.



Refrigerator | This space-saving refrigerator is the ultimate in stylish convenience.



Underdeck Liner | Made with tough .060 Marine grade aluminum, this optional liner improves water flow and fuel economy.



Center Tube Storage | Available with the third tube option, this practical storage area is large enough for skis, ropes and life jackets.

Mirage Cruise LE & Mirage Cruise	8524 LT FB	8524 LT	8524 LT PORT	8522 LT FB	8522 LT	8522 LT PORT	8522 CR PORT	8522 CR	8522 INT	8520 CR	820 CR	818 CR
TUBES												
8FT TUBES	0	0	0	0	0	0	0	0	0	0	--	--
THIRD TUBE	0	0	0	0	0	0	0	0	0	0	--	--
LIFTING STRAKES	0	0	0	0	0	0	0	0	0	0	--	--
ALL-ALUMINUM TRANSOM W/LIFETIME WARRANTY	0	\$	\$	\$	\$	\$	\$	\$	\$	\$	\$	\$
FLOOR/CARPET												
ALUMINUM BOTTOM SKIN	0	0	0	0	0	0	0	0	0	0	--	--
3/4" PLYWOOD DECK W/LIFETIME WARRANTY	\$	\$	\$	\$	\$	\$	\$	\$	\$	\$	\$	\$
22' OZ. SCULPTURED CARPET	\$	\$	\$	\$	\$	\$	\$	\$	\$	\$	\$	\$
FULL VINYL FLOOR COVERING W/SWAP-IN CARPET	0	0	0	0	0	0	0	0	0	0	0	0
FULL VINYL FLOOR COVERING	0	0	0	0	0	0	0	0	0	0	0	0
SEA WEAVE	0	0	0	0	0	0	0	0	0	0	0	0
28' OZ. CARPET	0	0	0	0	0	0	0	0	0	0	0	0
CONSOLE												
FULL FIBERGLASS CONSOLE	\$	\$	\$	\$	\$	\$	\$	\$	\$	\$	\$	\$
WINDSCREEN	\$	\$	\$	\$	\$	\$	\$	\$	\$	\$	\$	0
DASH												
GAUGE PACKAGE: SPEEDOMETER, VOLT METER, TRIM GAUGE	0	0	0	0	0	0	0	0	0	0	0	0
1" DICHOMETER	\$	\$	\$	\$	\$	\$	\$	\$	\$	\$	\$	\$
SPEEDOMETER	--	--	--	--	--	--	--	--	--	--	--	--
VOLT METER	--	--	--	--	--	--	--	--	--	--	--	--
TRIM GAUGE	0	0	0	0	0	0	0	0	0	0	0	0
FUEL GAUGE	\$	\$	\$	\$	\$	\$	\$	\$	\$	\$	\$	--
DEPTH GAUGE	0	0	0	0	0	0	0	0	0	0	0	0
ELECTRICAL												
SPEAKERS	4	4	4	4	4	4	4	2	2	2	2	2
AM/FM STEREO W/AUXILIARY PORT FOR MP3 PLAYER	\$	\$	\$	\$	\$	\$	\$	\$	\$	\$	\$	\$
STERN COURTESY LIGHT	--	--	--	--	--	--	--	--	--	--	--	--
COOKING LIGHTS	\$	\$	\$	\$	\$	\$	\$	\$	\$	\$	\$	0
BARBIT LIGHTING	0	0	0	0	0	0	0	0	0	0	0	0
FLOOR LIGHTING	0	0	0	0	0	0	0	0	0	0	0	--
LIGHTED CLIP HOLDERS	--	--	--	--	--	--	--	--	--	--	--	--
UNDERWATER LIGHTING	0	0	0	0	0	0	0	0	0	0	0	--
SEATING												
ROTCAST FURNITURE BASES	\$	\$	\$	\$	\$	\$	\$	\$	\$	\$	\$	\$
HELM CHAIR W/SWIVEL, SLIDE AND ARMRESTS	\$	\$	\$	\$	\$	\$	\$	\$	\$	\$	\$	\$
SINGLE RECLINING HELM CHAIR W/SLIDER, ARMRESTS & HEADREST	0	0	0	0	0	0	0	0	0	0	0	--
DELUXE FISHING SEATS	--	--	--	--	--	--	--	--	--	--	--	--
LOUNGE ARM CHAIRING ROOM	\$	\$	\$	\$	\$	\$	\$	\$	\$	\$	\$	--
FISH												
BUILT-IN LIVEWELL	--	--	--	--	--	--	--	--	--	--	--	--
STERN ROD HOLDERS	--	--	--	--	--	--	--	--	--	--	--	--
TABLES												
EXTRA TABLE W/LEG AND BASE	0	0	0	0	0	0	0	0	0	0	0	0
TABLE W/CLIP HOLDERS	\$	\$	\$	\$	\$	\$	\$	\$	\$	\$	\$	\$
2-TABLE FLOOR BASES	--	\$	\$	--	\$	\$	\$	\$	\$	\$	--	--
TOP												
8' 6" BMIN TOP	\$	\$	\$	\$	\$	\$	\$	\$	\$	\$	\$	\$
10' BMIN TOP	--	--	--	--	--	--	--	--	--	--	--	--
PANELS/CASTINGS/RAILS												
THROUGH-BOLTED DECK CLEATS	\$	\$	\$	\$	\$	\$	\$	\$	\$	\$	\$	0
PULL-UP DECK CLEATS	--	--	--	--	--	--	--	--	--	--	--	--
ANODIZED DECK TRIM	\$	\$	\$	\$	\$	\$	\$	\$	\$	\$	\$	\$
1/4" ANODIZED RAILING	\$	\$	\$	\$	\$	\$	\$	\$	\$	\$	\$	\$
STAINLESS BOW RAILS	--	--	--	--	--	--	\$	--	--	--	--	--
FUEL/STEERING												
FUEL TANK (GALLONS)	30	30	30	30	30	30	30	30	30	30	30	0
HYDRAULIC STEERING	0	0	0	0	0	0	0	0	0	0	0	--
GALLEY												
GALLEY W/SINK	\$	--	--	\$	--	--	0	0	0	0	0	--
REFRIGERATOR	--	--	--	--	--	--	--	--	--	--	--	--
SKI												
SKI TOW	0	0	0	0	0	0	0	0	0	0	0	0
CANVAS												
FLYBEN COVER	0	0	0	0	0	0	0	0	0	0	0	0
FULL CAMPER ENCLOSURE	0	0	0	0	0	0	0	0	0	0	--	--
HALF CAMPER ENCLOSURE	0	0	0	0	0	0	0	0	0	0	--	--
DOUBLE TOP (INCLUDES ZIPPER TOP)	0	0	0	0	0	0	0	0	0	0	--	--
MISCELLANEOUS												
PORTA POTTI	0	0	0	0	0	0	0	0	0	0	0	0
12 VOLT RECEPTACLE	\$	\$	\$	\$	\$	\$	\$	\$	\$	\$	\$	\$
TROLLING MOTOR PLUG	--	--	--	--	--	--	--	--	--	--	--	--
36 OZ. HARD COOLER	--	--	--	--	--	--	--	--	--	--	--	--
REAR ENTRY BOARDING LADDER	\$	\$	\$	\$	\$	\$	\$	\$	\$	\$	\$	\$
WALK-IN ENGINE ROOM	--	--	--	--	--	--	--	--	--	--	--	--
LE PACKAGE	0	0	0	0	0	0	0	0	0	0	0	0
IN-FLOOR STORAGE	--	--	--	--	--	--	--	--	--	--	--	--
ALUMINUM SWIM PLATFORM	0	0	0	0	0	0	0	0	0	0	--	--
WAVE TOWER	--	--	--	--	--	--	--	--	--	--	--	--

Mirage Fish LE & Mirage Fish	8522 CR	8522 APT	8520 CR	8520 APT	820 APT	818 Fish
TUBES						
8FT TUBES	0	0	0	0	--	--
THIRD TUBE	0	0	0	0	--	--
LIFTING STRAKES	0	0	0	0	--	--
ALL-ALUMINUM TRANSOM W/LIFETIME WARRANTY	\$	\$	\$	\$	\$	\$
FLOOR/CARPET						
ALUMINUM BOTTOM SKIN	0	0	0	0	--	--
3/4" PLYWOOD DECK W/LIFETIME WARRANTY	\$	\$	\$	\$	\$	\$
22' OZ. SCULPTURED CARPET	\$	\$	\$	\$	\$	\$
FULL VINYL FLOOR COVERING W/SWAP-IN CARPET	0	0	0	0	0	0
FULL VINYL FLOOR COVERING	0	0	0	0	0	0
SEA WEAVE	0	0	0	0	0	0
28' OZ. CARPET	0	0	0	0	0	0
CONSOLE						
FULL FIBERGLASS CONSOLE	\$	\$	\$	\$	\$	\$
WINDSCREEN	\$	\$	\$	\$	\$	0
DASH						
GAUGE PACKAGE: SPEEDOMETER, VOLT METER, TRIM GAUGE	0	0	0	0	0	0
1" DICHOMETER	\$	\$	\$	\$	\$	\$
SPEEDOMETER	--	--	--	--	--	--
VOLT METER	--	--	--	--	--	--
TRIM GAUGE	0	0	0	0	0	0
FUEL GAUGE	\$	\$	\$	\$	\$	--
DEPTH GAUGE	0	0	0	0	0	0
ELECTRICAL						
SPEAKERS	2	2	2	2	2	2
AM/FM STEREO W/AUXILIARY PORT FOR MP3 PLAYER	\$	\$	\$	\$	\$	\$
STERN COURTESY LIGHT	--	--	--	--	--	--
COOKING LIGHTS	\$	\$	\$	\$	\$	0
BARBIT LIGHTING	0	0	0	0	0	0
FLOOR LIGHTING	0	0	0	--	--	--
LIGHTED CLIP HOLDERS	--	--	--	--	--	--
UNDERWATER LIGHTING	0	0	0	0	0	0
SEATING						
ROTCAST FURNITURE BASES	\$	\$	\$	\$	\$	\$
HELM CHAIR W/SWIVEL, SLIDE AND ARMRESTS	\$	\$	\$	\$	\$	\$
SINGLE RECLINING HELM CHAIR W/SLIDER, ARMRESTS & HEADREST	0	0	0	0	0	--
DELUXE FISHING SEATS	2	4	2	4	4	2
LOUNGE ARM CHAIRING ROOM	\$	\$	\$	\$	\$	--
FISH						
BUILT-IN LIVEWELL	\$	\$	\$	\$	\$	\$
STERN ROD HOLDERS	\$	\$	\$	\$	\$	--
TABLES						
EXTRA TABLE W/LEG AND BASE	0	0	0	0	0	0
TABLE W/CLIP HOLDERS	\$	\$	\$	\$	\$	\$
2-TABLE FLOOR BASES	--	--	--	--	--	--
TOP						
8' 6" BMIN TOP	\$	\$	\$	\$	\$	\$
10' BMIN TOP	--	--	--	--	--	--
PANELS/CASTINGS/RAILS						
THROUGH-BOLTED DECK CLEATS	\$	\$	\$	\$	\$	0
PULL-UP DECK CLEATS	--	--	--	--	--	--
ANODIZED DECK TRIM	\$	\$	\$	\$	\$	\$
1/4" ANODIZED RAILING	\$	\$	\$	\$	\$	\$
STAINLESS BOW RAILS	--	--	--	--	--	--
FUEL/STEERING						
FUEL TANK (GALLONS)	24	24	24	24	24	0
HYDRAULIC STEERING	0	0	0	0	0	--
GALLEY						
GALLEY W/SINK	--	--	--	--	--	--
REFRIGERATOR	--	--	--	--	--	--
SKI						
SKI TOW	0	0	0	0	0	0
CANVAS						
FLYBEN COVER	0	0	0	0	0	0
FULL CAMPER ENCLOSURE	0	0	0	0	--	--
HALF CAMPER ENCLOSURE	0	0	0	0	--	--
DOUBLE TOP (INCLUDES ZIPPER TOP)	0	0	0	0	--	--
MISCELLANEOUS						
PORTA POTTI	0	0	0	0	0	0
12 VOLT RECEPTACLE	\$	\$	\$	\$	\$	\$
TROLLING MOTOR PLUG	--	\$	--	\$	\$	--
36 OZ. HARD COOLER	--	--	--	--	--	--
REAR ENTRY BOARDING LADDER	\$	\$	\$	\$	\$	\$
WALK-IN ENGINE ROOM	--	--	--	--	--	--
LE PACKAGE	0	0	0	0	0	0
IN-FLOOR STORAGE	--	--	--	--	--	--
ALUMINUM SWIM PLATFORM	0	0	0	--	--	--
WAVE TOWER	--	--	--	--	--	--

Mirage Cruise LE & Mirage Cruise	8524 LT FB	8524 LT	8524 LT PORT	8522 LT FB	8522 LT	8522 LT PORT	8522 CR PORT	8522 CR	8522 INT	8520 CR	820 CR	818 CR
TUBES												
8FT TUBES	0	0	0	0	0	0	0	0	0	0	--	--
THIRD TUBE	0	0	0	0	0	0	0	0	0	0	--	--
LIFTING STRAKES	0	0	0	0	0	0	0	0	0	0	--	--
ALL-ALUMINUM TRANSOM W/LIFETIME WARRANTY	0	5	5	5	5	5	5	5	5	5	5	5
FLOOR/CARPET												
ALUMINUM BOTTOM SKIN	0	0	0	0	0	0	0	0	0	0	--	--
3/4" PLYWOOD DECK W/LIFETIME WARRANTY	5	5	5	5	5	5	5	5	5	5	5	5
22' OZ. SCULPTURED CARPET	5	5	5	5	5	5	5	5	5	5	5	5
FULL VINYL FLOOR COVERING W/SWAP-IN CARPET	0	0	0	0	0	0	0	0	0	0	0	0
FULL VINYL FLOOR COVERING	0	0	0	0	0	0	0	0	0	0	0	0
SEA WEAVE	0	0	0	0	0	0	0	0	0	0	0	0
28' OZ. CARPET	0	0	0	0	0	0	0	0	0	0	0	0
CONSOLE												
FULL FIBERGLASS CONSOLE	5	5	5	5	5	5	5	5	5	5	5	5
WINDSCREEN	5	5	5	5	5	5	5	5	5	5	5	0
DASH												
GAUGE PACKAGE: SPEEDOMETER, VOLT METER, TRIM GAUGE	0	0	0	0	0	0	0	0	0	0	0	0
1" DICHROM TIR	5	5	5	5	5	5	5	5	5	5	5	5
SPEEDOMETER	--	--	--	--	--	--	--	--	--	--	--	--
VOLT METER	--	--	--	--	--	--	--	--	--	--	--	--
TRIM GAUGE	0	0	0	0	0	0	0	0	0	0	0	0
FUEL GAUGE	5	5	5	5	5	5	5	5	5	5	5	--
DEPTH GAUGE	0	0	0	0	0	0	0	0	0	0	0	0
ELECTRICAL												
SPEAKERS	4	4	4	4	4	4	4	2	2	2	2	2
AM/FM STEREO W/AUXILIARY PORT FOR MP3 PLAYER	5	5	5	5	5	5	5	5	5	5	5	5
STERN COURTESY LIGHT	--	--	--	--	--	--	--	--	--	--	--	--
COOKING LIGHTS	5	5	5	5	5	5	5	5	5	5	5	0
BARBITO LIGHTING	0	0	0	0	0	0	0	0	0	0	0	0
FLOOR LIGHTING	0	0	0	0	0	0	0	0	0	0	0	--
LIGHTED CLIP HOLDERS	--	--	--	--	--	--	--	--	--	--	--	--
UNDERWATER LIGHTING	0	0	0	0	0	0	0	0	0	0	0	--
SEATING												
ROTOCAST FURNITURE BASES	5	5	5	5	5	5	5	5	5	5	5	5
HELM CHAIR W/SWIVEL, SLIDE AND ARMRESTS	5	5	5	5	5	5	5	5	5	5	5	5
SINGLE RECLINING HELM CHAIR W/SLIDER, ARMRESTS & HEADREST	0	0	0	0	0	0	0	0	0	0	0	--
DELUXE FISHING SEATS	--	--	--	--	--	--	--	--	--	--	--	--
LOUNGE ARM CHAIRING ROOM	5	5	5	5	5	5	5	5	5	5	5	--
FISH												
BUILT-IN LIVEWELL	--	--	--	--	--	--	--	--	--	--	--	--
STERN ROD HOLDERS	--	--	--	--	--	--	--	--	--	--	--	--
TABLES												
EXTRA TABLE W/LEG AND BASE	0	0	0	0	0	0	0	0	0	0	0	0
TABLE W/CLIP HOLDERS	5	5	5	5	5	5	5	5	5	5	5	5
2-TABLE FLOOR BASES	--	5	5	--	5	5	5	5	5	5	--	--
TOP												
8' 6" BMIN TOP	5	5	5	5	5	5	5	5	5	5	5	5
10' BMIN TOP	--	--	--	--	--	--	--	--	--	--	--	--
PANELS/CASTINGS/RAILS												
THROUGH-BOLTED DECK CLEATS	5	5	5	5	5	5	5	5	5	5	5	0
PULL-UP DECK CLEATS	--	--	--	--	--	--	--	--	--	--	--	--
ANODIZED DECK TRIM	5	5	5	5	5	5	5	5	5	5	5	5
1/4" ANODIZED RAILING	5	5	5	5	5	5	5	5	5	5	5	5
STAINLESS BOW RAILS	--	--	--	--	--	--	5	--	--	--	--	--
FUEL/STEERING												
FUEL TANK (GALLONS)	30	30	30	30	30	30	30	30	30	30	30	0
HYDRAULIC STEERING	0	0	0	0	0	0	0	0	0	0	0	--
GALLEY												
GALLEY W/SINK	5	--	--	5	--	--	0	0	0	0	0	--
REFRIGERATOR	--	--	--	--	--	--	--	--	--	--	--	--
SKI												
SKI TOW	0	0	0	0	0	0	0	0	0	0	0	0
CANVAS												
FLYBEN COVER	0	0	0	0	0	0	0	0	0	0	0	0
FULL CAMPER ENCLOSURE	0	0	0	0	0	0	0	0	0	0	--	--
HALF CAMPER ENCLOSURE	0	0	0	0	0	0	0	0	0	0	--	--
DOUBLE TOP (INCLUDES ZIPPER TOP)	0	0	0	0	0	0	0	0	0	0	--	--
MISCELLANEOUS												
PORTA POTTI	0	0	0	0	0	0	0	0	0	0	0	0
12 VOLT RECEPTACLE	5	5	5	5	5	5	5	5	5	5	5	5
TROLLING MOTOR PLUG	--	--	--	--	--	--	--	--	--	--	--	--
36 OZ. HARD COOLER	--	--	--	--	--	--	--	--	--	--	--	--
REAR ENTRY BOARDING LADDER	5	5	5	5	5	5	5	5	5	5	5	5
WALK-IN ENGINE ROOM	--	--	--	--	--	--	--	--	--	--	--	--
LE PACKAGE	0	0	0	0	0	0	0	0	0	0	0	0
IN-FLOOR STORAGE	--	--	--	--	--	--	--	--	--	--	--	--
ALUMINUM SWIM PLATFORM	0	0	0	0	0	0	0	0	0	0	--	--
WAVE TOWER	--	--	--	--	--	--	--	--	--	--	--	--

Mirage Fish LE & Mirage Fish	8522 CR	8522 APT	8520 CR	8520 APT	820 APT	818 Fish
TUBES						
8FT TUBES	0	0	0	0	--	--
THIRD TUBE	0	0	0	0	--	--
LIFTING STRAKES	0	0	0	0	--	--
ALL-ALUMINUM TRANSOM W/LIFETIME WARRANTY	5	5	5	5	5	5
FLOOR/CARPET						
ALUMINUM BOTTOM SKIN	0	0	0	0	--	--
3/4" PLYWOOD DECK W/LIFETIME WARRANTY	5	5	5	5	5	5
22' OZ. SCULPTURED CARPET	5	5	5	5	5	5
FULL VINYL FLOOR COVERING W/SWAP-IN CARPET	0	0	0	0	0	0
FULL VINYL FLOOR COVERING	0	0	0	0	0	0
SEA WEAVE	0	0	0	0	0	0
28' OZ. CARPET	0	0	0	0	0	0
CONSOLE						
FULL FIBERGLASS CONSOLE	5	5	5	5	5	5
WINDSCREEN	5	5	5	5	5	0
DASH						
GAUGE PACKAGE: SPEEDOMETER, VOLT METER, TRIM GAUGE	0	0	0	0	0	0
1" DICHROM TIR	5	5	5	5	5	5
SPEEDOMETER	--	--	--	--	--	--
VOLT METER	--	--	--	--	--	--
TRIM GAUGE	0	0	0	0	0	0
FUEL GAUGE	5	5	5	5	5	--
DEPTH GAUGE	0	0	0	0	0	0
ELECTRICAL						
SPEAKERS	2	2	2	2	2	2
AM/FM STEREO W/AUXILIARY PORT FOR MP3 PLAYER	5	5	5	5	5	5
STERN COURTESY LIGHT	--	--	--	--	--	--
COOKING LIGHTS	5	5	5	5	5	0
BARBITO LIGHTING	0	0	0	0	0	0
FLOOR LIGHTING	0	0	0	--	--	--
LIGHTED CLIP HOLDERS	--	--	--	--	--	--
UNDERWATER LIGHTING	0	0	0	0	0	0
SEATING						
ROTOCAST FURNITURE BASES	5	5	5	5	5	5
HELM CHAIR W/SWIVEL, SLIDE AND ARMRESTS	5	5	5	5	5	5
SINGLE RECLINING HELM CHAIR W/SLIDER, ARMRESTS & HEADREST	0	0	0	0	0	--
DELUXE FISHING SEATS	2	4	2	4	4	2
LOUNGE ARM CHAIRING ROOM	5	5	5	5	5	--
FISH						
BUILT-IN LIVEWELL	5	5	5	5	5	5
STERN ROD HOLDERS	5	5	5	5	5	--
TABLES						
EXTRA TABLE W/LEG AND BASE	0	0	0	0	0	0
TABLE W/CLIP HOLDERS	5	5	5	5	5	5
2-TABLE FLOOR BASES	--	--	--	--	--	--
TOP						
8' 6" BMIN TOP	5	5	5	5	5	5
10' BMIN TOP	--	--	--	--	--	--
PANELS/CASTINGS/RAILS						
THROUGH-BOLTED DECK CLEATS	5	5	5	5	5	0
PULL-UP DECK CLEATS	--	--	--	--	--	--
ANODIZED DECK TRIM	5	5	5	5	5	5
1/4" ANODIZED RAILING	5	5	5	5	5	5
STAINLESS BOW RAILS	--	--	--	--	--	--
FUEL/STEERING						
FUEL TANK (GALLONS)	24	24	24	24	24	0
HYDRAULIC STEERING	0	0	0	0	0	--
GALLEY						
GALLEY W/SINK	--	--	--	--	--	--
REFRIGERATOR	--	--	--	--	--	--
SKI						
SKI TOW	0	0	0	0	0	0
CANVAS						
FLYBEN COVER	0	0	0	0	0	0
FULL CAMPER ENCLOSURE	0	0	0	0	0	--
HALF CAMPER ENCLOSURE	0	0	0	0	0	--
DOUBLE TOP (INCLUDES ZIPPER TOP)	0	0	0	0	0	--
MISCELLANEOUS						
PORTA POTTI	0	0	0	0	0	0
12 VOLT RECEPTACLE	5	5	5	5	5	5
TROLLING MOTOR PLUG	--	5	--	5	5	5
36 OZ. HARD COOLER	--	--	--	--	--	--
REAR ENTRY BOARDING LADDER	5	5	5	5	5	5
WALK-IN ENGINE ROOM	--	--	--	--	--	--
LE PACKAGE	0	0	0	0	0	0
IN-FLOOR STORAGE	--	--	--	--	--	--
ALUMINUM SWIM PLATFORM	0	0	0	--	--	--
WAVE TOWER	--	--	--	--	--	--



SYLVAN
P.O. Box 65
New Paris, IN 46553

TO TALK TO THE DEALER NEAREST YOU, DIAL 866-766-9698.

Connect directly to dealer. Please call during business hours.




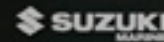

Find us on:



sylvanmarine.com



Download
the iPad App
from the
iTunes Store.



In the interest of continually developing the finest products possible, Sylvan reserves the right to change products and specifications without notice. All representations in this catalog are believed to be correct at the time of publication. Some optional equipment may be shown in some photographs. Some models may not be available outside the United States. Overheads are not to scale in this catalog.