

2012

PONTOON BOATS

SYLVAN

Revolutionary technology.
Remarkably fun.



THE REVOLUTION IS HERE.

With RPT, Revolutionary Planing Technology, Sylvan changes everything about pontoon performance. Our exclusive tube design slices through the water with sports car handling and runabout exhilaration. Its unique V-shaped tube provides more top speed per horsepower and dramatically improved fuel efficiency. RPT is the revolution in pontoon performance. And it's only at Sylvan.



A TRUSTED BOAT BUILDER SINCE 1948.

Sylvan Marine traces its history back to the late 1940s, when it was founded near Sylvan Lake in Wolcottville, Indiana. Since 1970, the Sylvan brand has been part of Starcraft Marine and the Smoker Craft Family of Products and continues to be known for high-quality, innovative pontoons. You can count on Sylvan for the best pontoon values for every budget — backed by the very best service and warranties. After all, it's our family's tradition.




THE SCIENCE OF BETTER PERFORMANCE.

The RPT planing hull lifts the tube on top of its own bow wave. The tube displaces less water, which creates less resistance and drag and produces greater speed with less horsepower than a traditional tube shape.

Above the water line, RPT tubes are shaped like traditional tubes to accommodate the strength of the industry-leading Sylvan deck structure.

22-ft. Sylvan Signature models (equipped with RPT) have achieved speeds in excess of 33 MPH with 115 HP engines and 42 MPH when powered by 150 HP engines.



NOW THIS IS SMART.

What's this symbol? It's a Microsoft Tag that allows you to use your smartphone to get important information about Sylvan Marine. The tags are located throughout the brochure, giving you an interactive experience with links to running footage, product details, etc. Get a free Microsoft Tag Reader from your phone's app store, or get more information at <http://gettag.mobi>.



THEIRS Pushes through water resistance



OURS Lifts and planes across the water

- A** **CROSS CHANNEL CONSTRUCTION** provides superior chassis strength. The transom area is supported with up to 3/16" hat channel construction using twice the amount of fixtures compared to other pontoons. This provides the strength to handle the high torque of today's large engines.
- B** **DECK AND FLOOR** feature 3/4", 7-ply pressure-treated plywood through-bolted and screwed to the hat channels to create the strongest seams in the industry. Backed by a Limited Lifetime Warranty.
- C** **SPACERS** between the fence bottom and the deck allow water to drain easily and cut drying time in half.
- D** **FENCE AND RAILING** features foam backing to prevent rattling and fully welded and anodized railing to add strength. Anodized welds are never painted. It's all backed by a 6-year warranty.



E EZ GATE LIFT incorporates safety and convenience with style. The ingenious heavy-duty hinge lifts up and out to create a safe environment that still only requires one hand for easy loading and unloading.

F SUPERIOR UPHOLSTERY is covered by a 6-year warranty. We use only the finest quality, UV stabilized, marine-grade 42 ml vinyl, automotive-grade pigments and a Stain Resistant Topcoat. Herringbone backing provides “no-sag” recovery while biocide-treated foam and stainless fixtures add durability. To help it all last, our bases are designed with a moat system that directs water away from the seat and off the boat.

G TUBES both RPT and traditional, are made with one-piece .080 gauge aluminum with full-length keels and sturdy deck risers. Backed by a Limited Lifetime Warranty.

H TRANSOM made of up to .190 gauge aluminum and supported with up to 20 stainless bolts to handle today's higher horsepower engines.

I QUICK-RELEASE BIMINI TOP Made of sturdy Vista canvas spanning 10 feet, our top also features 1¼" tubing with stainless fixtures for strength, quick release and drop-down tow mode for convenience, and solution-dyed polyester that's ultra-wear resistant and color-fast to ensure color that lasts without bleeding.

J PROTECTED STERN BOARDING AREA available in synthetic teak on the Mandalay series or durable vinyl on the Signature and Mirage series. Either way, it provides a great place to dry off after swimming or tubing.

K PREMIUM APPOINTMENTS include custom corner castings, padded interiors, LED lighting, pop-up cleats, mahogany accents, stainless hardware and extended swim platform.

INDUSTRY-LEADING WARRANTY

Sylvan Marine offers the best warranty in the business with Limited Lifetime Warranty on tubes, decks, transom and furniture bases and 6-year warranty on all other components.

Our warranties are 100% administered by Sylvan Marine rather than an outside third party. Plus, we're dealership friendly – Sylvan Marine pays your dealer shop rate. For more details, visit SylvanMarine.com.



"Simply Amazing Performance"

"For increased performance, hole shots, and quicker time to plane, the RPT pontoon gives amazing performance to Sylvan pontoons."

– Brady L. Kay, Executive Editor, *Pontoon & Deck Boat Magazine*

"It's V-hull handling on a pontoon footprint."

– Craig Ritchie, *Boating Business Magazine*



Sylvan's hat-channel construction begins with up to .250 gauge aluminum hat chase with a 5.8" span, secured with eight bolts. Combine that with a .190 gauge aluminum transom that's through-bolted with up to 20 bolts and footed deck risers to prevent tube fatigue, and you see why Sylvan backs its industry-leading construction with a Limited Lifetime Warranty on every product.



SYLVAN MANDALAY

8525 PORT



8525 PORT

STANDARD HULL



See Option page 12 for performance tube upgrades.


MERCURY
#1 On The Water



MANDALAY FEATURES

- A. RPT Tube** Better fuel efficiency and quicker planing for better performance with lower h.p. and a smoother, drier ride.
- B. Raised Deluxe Console** Get a clear, unobstructed view from Mandalay's raised console. Luxury extras include hydraulic steering, LED lighting, Humminbird 385 GPS, cooler storage, lighted cup holders, premium audio with USB and J ports, glove box, windscreen, LED-backed rocker switches, Stella Falto chrome spoked wheel and a gauge package including tach, volt, speedometer, fuel, trim and depth gauges.
- C. Furniture Group** Get comfy in these plush 42ml Vault Pillow Top vinyl seats with retractable armrests.
- D. Rear Lounger** Stretch out in total comfort with the spacious and versatile rear lounger featuring pull-out ottoman and cup holders.
- E. Galley** Full fiberglass with spacious countertops, pull-out cutting boards and LED lighting. An optional fridge adds a cool touch.
- F. Port Seating Model** Take charge in style with two high-back helm chairs complete with armrests and comfy 42ml vinyl. There's storage space and two lighted cup holders.
- G. Movable Cup Holders** Place your drink anywhere on the boat with 2 smart movable cup holders.
- H. Anodized Aluminum Swim Platform** Large swim platform features deepwater ladders for safety and convenience.
- I. 10" Bimini Top** Made of sturdy Vista canvas spanning 10 feet, Mandalay's top also features 1/4" tubing with stainless fixtures for strength, quick release and drop-down tow mode for convenience, and solution-dyed polyester that's ultra-wear resistant and color-fast to ensure color that lasts without bleeding.





Learn more about the Mandalay series.

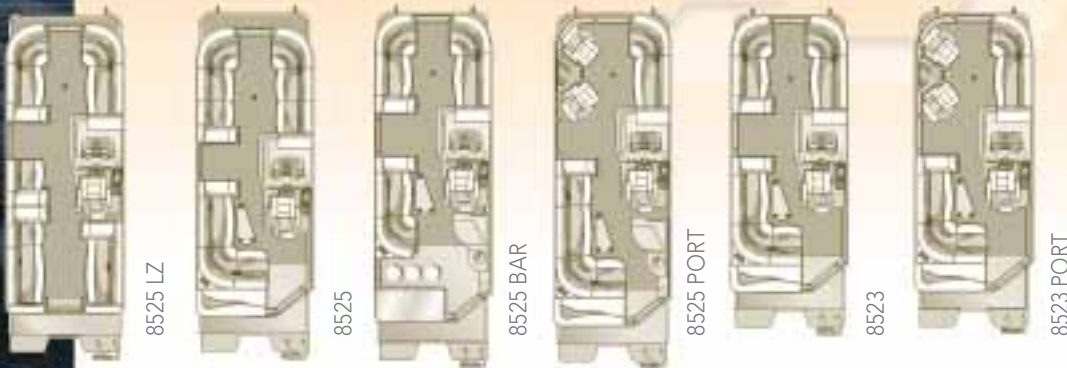
REMARKABLY LUXURIOUS. MANDALAY.

The completely redesigned Mandalay series is a pontoon lover's dream. With seven standard floor plans, Mandalay has it all. Experience enhanced performance with our exclusive RPT tubes, .060 aluminum underskin liner and hydraulic steering. Go high-tech with the raised deluxe console featuring LED lights, premium audio system and a color Humminbird GPS with depth finder, water temperature gauge and chart plotter. Sink into lavish comfort with deluxe 28 oz. Country Beige carpet and luxurious 42ml Vault Pillow Top furniture with retractable armrests. Enjoy smart extras like stainless steel safety rails, anodized aluminum extended swim platform and pull-up cleats. And, turn heads with a colorful 10-foot span Bimini top with 1/4" aluminum frame and underwater LED lighting. All standard and all covered with a Limited Lifetime plus six years warranty.

MANDALAY OPTIONS

Ask your dealer about these popular options for the Mandalay series:

- Extra Table Kit
- Galley Refrigerator (not available on LZ models)
- 30" Gate Seat
- Playpen Cover
- Double Top
- Full Camper
- Half Camper
- Full Vinyl Floor
- Snap-In Carpet
- Center Tube with Storage
- Synthetic Teak Flooring
- Mica Tan Canvas Color



MANDALAY

| | 8525 LZ | 8525 | 8525 BAR | 8525 PORT | 8523 | 8523 PORT |
|--------------------------|---------|---------|----------|-----------|---------|-----------|
| OVERALL LENGTH | 26' 10" | 26' 10" | 26' 10" | 26' 10" | 24' 10" | 24' 10" |
| BEAM | 102" | 102" | 102" | 102" | 102" | 102" |
| TUBE DIAMETER | 27" | 27" | 27" | 27" | 27" | 27" |
| TUBE GAUGE | .080" | .080" | .080" | .080" | .080" | .080" |
| DRY WEIGHT LBS. | 2575 | 2575 | 2575 | 2575 | 2100 | 2100 |
| MAXIMUM PERSONS | 14 | 14 | 14 | 14 | 11 | 11 |
| MAXIMUM CAP. LBS. | 2650 | 2650 | 2650 | 2650 | 2200 | 2200 |
| MAXIMUM H.P. | 200 | 200 | 200 | 200 | 150 | 150 |
| OPTIONAL THIRD TUBE H.P. | 225 | 225 | 225 | 225 | 200 | 200 |
| FUEL CAPACITY GAL. | 30 | 30 | 30 | 30 | 30 | 30 |
| BIMINI TOP SIZE | 10' | 10' | 10' | 10' | 10' | 10' |

Color Options: ■ Blue ■ Bronze ■ Burgundy ■ Black

■ Bimini Color
■ Panel Color





LZ 8525

STANDARD HULL



See Option page 12 for performance tube upgrades.

Shown with optional equipment including synthetic teak boarding area, anodized aluminum extended swim platform, third tube with in-floor storage, Humminbird GPS and stainless steel safety rails.




SIGNATURE FEATURES

- A. Deluxe Console** You're in control with the deluxe console featuring tilt wheel, cooler storage, premium audio with USB and J ports, glove box, windscreen, LED-backed rocker switches, chrome spoked wheel and a gauge package including tach, volt, speedometer and fuel gauges and an optional Humminbird 385 GPS.
- B. Ottoman** Let your co-pilot ride in comfort and style with the convenient pull-out ottoman that easily tucks completely away when not in use.
- C. Quick-Release Bimini Top** Spanning 8.6', this colorful Vista canvas Bimini offers strength, convenience and durability with 1" tubing, stainless features, quick release, drop-down tow mode and solution-dyed polyester that's ultra-wear resistant and color-fast for anti-bleeding.

- D. Rear Lounger** Kick back and enjoy a lazy day on the water with these oversized, overstuffed rear loungers.
- E. Bow Seating** Stretch out and get comfortable in the lounge-style seating with convenient cup holders close at hand.
- F. Port Model Seating** Two 42ml vinyl high-backed helm chairs complete with armrests and 42ml vinyl flank a table, storage area and cup holders. (only available on 8525 and 8523 Signature Port models)
- G. Premium Audio System** Turn it up! Audio system features AM/FM and auxiliary port for MP3 player with four speakers.





Learn more about the Signature series.

REMARKABLY STYLISH. SIGNATURE.

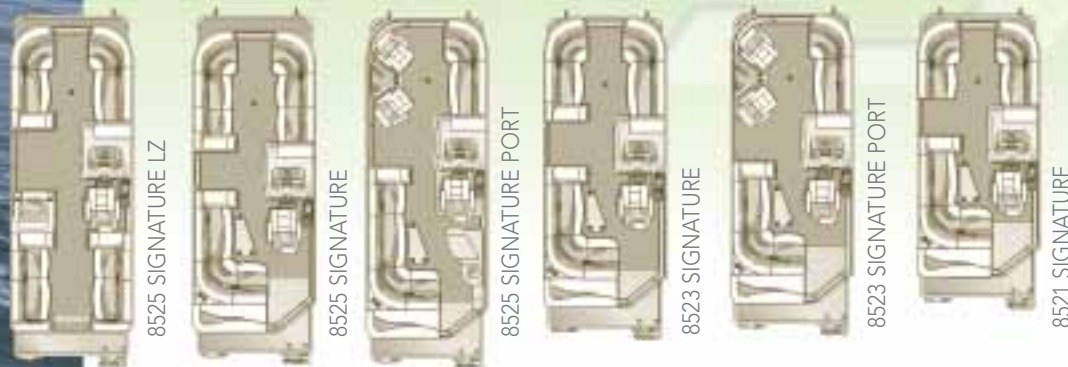
Turn heads with the completely redesigned Signature series featuring six versatile layouts, Traditional 25', 23' or 21'; Port 23' or 25'; and LZ. They all provide a smooth ride thanks to 25", .080 gauge aluminum tubes. You'll love the sleek design and stylish features including plush 28 oz. Country Beige carpet, comfy pillow-backed seating, a sophisticated console with a premium audio system, plus removable table and cup holder. You'll have it made in the shade with the large Bimini top spanning 8.6 feet. It features stainless fixtures, quick release and drop-down tow mode. The colorful Vista canvas is made of solution-dyed polyester that's ultra water-resistant and color-fast. Smart and stylish!

SIGNATURE OPTIONS

Ask your dealer about these popular options for the Signature series:

- Extra Table Kit
- Ski Tow
- Sirius® Satellite Radio
- Playpen Cover
- Double Top
- Full Camper
- Half Camper
- Vinyl Floor
- Snap-In Carpet
- Synthetic Teak Flooring
- Underdeck Liner
- In-Floor Storage
- RPT Tubes
- Mood Lighting
- Depth Gauge
- Trim Gauge
- Underwater Lighting
- Humminbird® 385 GPS
- Babbito Underdeck Lighting
- SeaStar® Hydraulic Steering
- Stainless Steel Safety Rails
- Anodized Aluminum Extended Swim Platform
- Third Tube with In-Floor Storage
- Mica Tan Canvas Color

See page 13 for additional performance options.



SIGNATURE

| | 8525 LZ | 8525 | 8525 PORT | 8523 | 8523 PORT | 8521 |
|--------------------------|---------|---------|-----------|---------|-----------|---------|
| OVERALL LENGTH | 26' 10" | 26' 10" | 26' 10" | 24' 10" | 24' 10" | 22' 10" |
| BEAM | 102" | 102" | 102" | 102" | 102" | 102" |
| TUBE DIAMETER | 25" | 25" | 25" | 25" | 25" | 25" |
| TUBE GAUGE | .080" | .080" | .080" | .080" | .080" | .080" |
| DRY WEIGHT LBS. | 2575 | 2575 | 2275 | 2100 | 2100 | 2100 |
| MAXIMUM PERSONS | 14 | 14 | 14 | 11 | 11 | 11 |
| MAXIMUM CAP. LBS. | 2650 | 2650 | 2650 | 2200 | 2200 | 2200 |
| MAXIMUM H.P. | 200 | 200 | 150 | 150 | 150 | 150 |
| OPTIONAL THIRD TUBE H.P. | 200 | 200 | 200 | 200 | 200 | 175 |
| FUEL CAPACITY GAL. | 30 | 30 | 30 | 30 | 30 | 30 |
| BIMINI TOP SIZE | 8' 6" | 8' 6" | 8' 6" | 8' 6" | 8' 6" | 8' 6" |

Color Options: Blue Bronze Burgundy Black Bimini Color Panel Color

Ask your dealer for more information on how to get even more from Signature with this package.

PERFORMANCE PACKAGE

Get your heart pumping with the exciting Performance Package featuring our exclusive RPT Tubes, aluminum underdeck liner, ski tow and SeaStar hydraulic steering.

ENHANCE PERFORMANCE
WITH OPTIONAL RPT



STANDARD HULL



See Option page 12 for performance tube upgrades.



8520 CRUISE LE



A



B

MIRAGE CRUISE FEATURES

LE MODELS


- A. LE Console** Take control with this full fiberglass console featuring tilt wheel, chrome-accented speedometer, trim and volt gauges and a premium audio system with MP3 port. There's also a full windscreen and cooler storage.
- B. LE Furniture** Luxurious 32ml tan Sand Dollar vinyl with recessed speakers and pillow soft lounges.
- C. LE Carpet and Boarding Area** Plush 28 oz. Country Beige marine grade carpet with looks that last.
- D. LE Quick-Release Bimini Top** Spanning 8.6', this colorful Vista canvas Bimini offers strength, convenience and durability with 1" tubing, stainless features, quick release, drop-down tow mode and solution-dyed polyester that's ultra-wear resistant and color-fast for anti-bleeding.

STANDARD MODELS

- E. Lounge Arm Change Room** Save space and still offer privacy with the pop-up change room with storage net and room for an optional Porta Potti.
- F. Furniture** Rotocast bases and durable vinyl are made to last.
- G. Carpet and Vinyl Boarding Area** Smart 22 oz. Boca Raton sculptured carpet with 3/4" plywood deck that has a Limited Lifetime Warranty.
- H. Bimini Top** Color-coordinated 8' 6" Bimini Top with anodized square tubing and push-button release.
- I. Console** You're in control with the spacious, custom molded console featuring tach and fuel gauges, storage tube and cooler storage area (shown with gauge package cluster).



F



Learn more about the Mirage Cruise series.

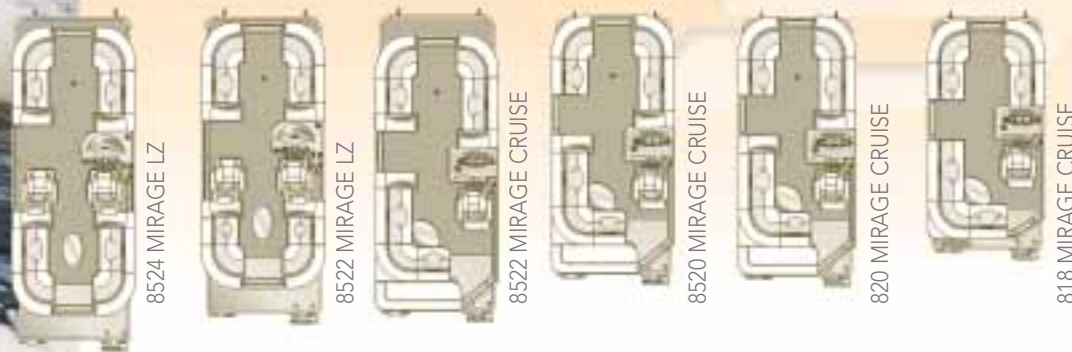
REMARKABLY SMART. MIRAGE CRUISE.

Enjoy the good life for less with the value-oriented Mirage Cruise series. Choose your layout, then decide between our standard model or our popular LE package. Whichever you choose, you'll enjoy luxuries like soft carpet, a sophisticated console, lounge change room, helm seat with arms, rear boarding vinyl with anodized multi-step ladder, polished aluminum castings, an oval table and soft, vinyl seating – all backed with a Limited Lifetime plus six years warranty. Add on the options you want to make the Mirage Cruise perfect for you and your family.

MIRAGE CRUISE OPTIONS

Ask your dealer about these popular options for the Mirage Cruise series:

- LE Package (see below)
- Extra Table Kit
- Ski Tow
- Porta Potti
- Sirius® Satellite Radio
- Playpen Cover
- Double Top
- Full Camper
- Half Camper
- Fiberglass Galley (with sink and removable freshwater tank)
- Performance Strakes
- Underdeck Liner
- RPT Tubes
- Third Tube
- Depth Gauge
- Trim Gauge
- Lake Water Wash Down
- Babbito Underdeck Lighting
- SeaStar® Hydraulic Steering
- Chrome Spoked Steering Wheel
- Synthetic Teak Boarding Area
- Gauge Cluster Package: Volt Meter, Speedometer
- Mica Tan Canvas Color



MIRAGE CRUISE

| | 8524 LZ | 8522 LZ | 8522 CR | 8520 CR | 820 CR | 818 CR |
|------------------------|---------|---------|---------|---------|---------|---------|
| OVERALL LENGTH | 24' 10" | 23' 10" | 23' 10" | 20' 10" | 20' 10" | 18' 10" |
| BEAM | 102" | 102" | 102" | 102" | 96" | 96" |
| TUBE DIAMETER | 25" | 25" | 25" | 25" | 23" | 23" |
| TUBE GAUGE | .080" | .080" | .080" | .080" | .080" | .080" |
| DRY WEIGHT LBS. | 2380 | 2295 | 2200 | 1850 | 1850 | 1550 |
| MAXIMUM PERSONS | 13 | 12 | 12 | 10 | 9 | 8 |
| MAXIMUM CAP. LBS. | 2425 | 2200 | 2200 | 1990 | 1710 | 1505 |
| MAXIMUM H.P. | 150 | 150 | 150 | 115 | 90 | 50 |
| OPTIONAL TRI TUBE H.P. | 200 | 200 | 200 | 150 | N/A | N/A |
| FUEL CAPACITY GAL. | 30 | 30 | 30 | 30 | 30 | Opt. |
| BIMINI TOP SIZE | 8' 6" | 8' 6" | 8' 6" | 8' 6" | 8' 6" | 8' 6" |

Color Options: Blue Bronze Burgundy Black Bimini Color Panel Color

Ask your dealer for more information on how to get even more from Mirage Cruise with our package upgrade.

LE PACKAGE UPGRADE

Take your Mirage Cruise to the next level with the smart and stylish LE Package that includes upgraded Sand Dollar furniture, premium 28 oz. Country Beige carpet, high-back helm chair with armrests, premium Bimini Top, mood lighting and an enhanced console with tilt steering, a chrome spoked steering wheel and a gauge package with speedometer, tach, trim and volt gauges.

SYLVAN MIRAGE FISH

8522 4-PT. LE

STANDARD HULL



See Option page 12 for performance tube upgrades.



8522 CRUISE AND FISH
(shown with optional side entry ladder)



MIRAGE FISH FEATURES


LE MODELS

- A. LE Console** Take control with this full fiberglass console featuring tilt wheel, chrome-accented speedometer, trim and volt gauges, cooler storage and a premium audio system with MP3 port.
- B. LE Furniture** Luxurious 32ml tan Sand Dollar vinyl with recessed speakers and pillow soft lounges.
- C. LE Quick Release Bimini Top** This colorful Vista® canvas 8.6' Bimini offers strength, convenience and durability with 1" tubing, stainless features, quick release, drop-down tow mode and solution-dyed polyester that's ultra-wear resistant and color-fast for anti-bleeding.
- D. LE Package Mood Lighting** Make night cruises more special than ever with cool blue LED underdeck lighting.
- E. Bass Seat** Fish in comfort with wood-free, ergonomically designed deluxe bass seats.

STANDARD MODELS

- F. Console** You're in control with the spacious, custom molded console featuring tach and fuel gauges, storage tube and cooler storage area (shown with gauge package cluster).
- G. Bimini Top** Color-coordinated 8' 6" Bimini Top with anodized square tubing and push-button release.
- H. Livewell** Keep your catch fresh in the aerated 30-gallon livewell.
- I. Fishing Station** Fish like a pro with 2 bass seats with cup holders, a vinyl fishing area, rod holders and a Starboard® file table (shown with gauge package cluster).





Learn more about the Mirage Fish series.

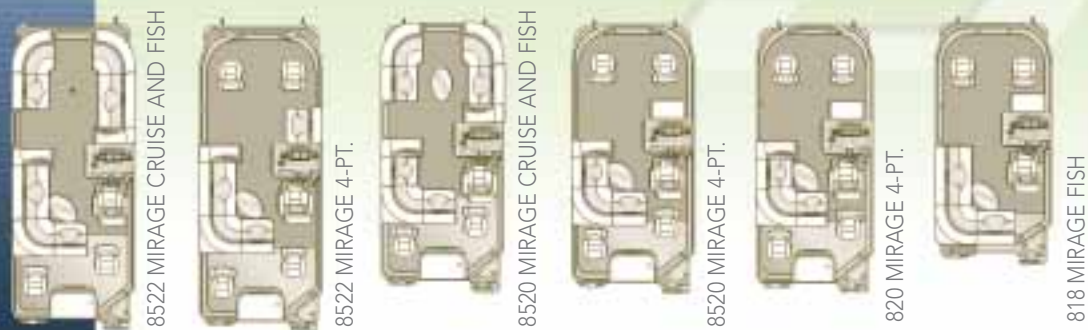
REMARKABLY VERSATILE. MIRAGE FISH.

Great for fishing and family fun, the Mirage Fish is all about versatility. First choose your layout, then decide between our standard model or our popular LE package. Whichever one you choose, anglers will love the fishing station with easy-to-clean vinyl flooring, bass seats and rod holders. There's also a roomy livewell and a spacious console with plenty of room for graphs and fish finders. All 4.0 models – the 8522 4-PT, 8520 4-PT and 820 4-PT – feature a half gate and a pre-wired trolling motor plug. Your family will appreciate the ultimate vinyl furniture with color-coded accents, change room, easy rear boarding vinyl with anodized multi-step ladder and the stereo with MP3 port.

MIRAGE FISH OPTIONS

Ask your dealer about these popular options for the Mirage Fish series.

- LE Package
- Extra Table Kit
- Ski Tow
- Porta Potti
- Humminbird® 385 CI Color GPS Fish Finder
- Factory installed Minn Kota Troll Motor (45 PD with trolling motor plug)
- Playpen Cover
- Double Top
- Full Camper
- Half Camper
- Vinyl Floor
- Snap-In Carpet (Available Only on LE Package)
- Synthetic Teak Flooring in Fishing Station
- Performance Strakes
- Underdeck Liner
- RPT Tubes
- Third Tube
- Depth Gauge
- Trim Gauge
- Lake Water Wash Down
- Underwater Lighting
- Babbito Underdeck Lighting
- SeaStar® Hydraulic Steering
- Full Vinyl Floor with Snap-In Carpet
- Synthetic Teak Boarding Area
- Gauge Cluster: Volt Meter, Speedometer
- Mica Tan Canvas Color



MIRAGE FISH


| | 8522 CNF | 8522 4-PT. | 8520 CNF | 8520 4-PT. | 820 4-PT. | 818 F |
|------------------------|----------|------------|----------|------------|-----------|---------|
| OVERALL LENGTH | 23' 10" | 23' 10" | 20' 10" | 20' 10" | 20' 10" | 18' 10" |
| BEAM | 102" | 102" | 102" | 102" | 96" | 96" |
| TUBE DIAMETER | 25" | 25" | 25" | 25" | 23" | 23" |
| TUBE GAUGE | .080" | .080" | .080" | .080" | .080" | .080" |
| DRY WEIGHT LBS. | 2200 | 2200 | 1850 | 1850 | 1745 | 1550 |
| MAXIMUM PERSONS | 12 | 12 | 10 | 10 | 9 | 8 |
| MAXIMUM CAP. LBS. | 2200 | 2200 | 1990 | 1990 | 1710 | 1505 |
| MAXIMUM H.P. | 150 | 150 | 115 | 115 | 90 | 50 |
| OPTIONAL TRI TOON H.P. | 200 | 200 | 150 | 150 | N/A | N/A |
| FUEL CAPACITY GAL. | 24 | 24 | 24 | 24 | 24 | Opt. |
| BIMINI TOP SIZE | 8' 6" | 8' 6" | 8' 6" | 8' 6" | 8' 6" | 8' 6" |

Color Options: Blue Bronze Burgundy Black Bimini Color Panel Color

Ask your dealer for more information on how to get even more from Mirage Fish with our popular package.

LE LE PACKAGE UPGRADE

Reel 'em in with style with the LE Package that includes upgraded Sand Dollar furniture, premium 28 oz. Country Beige carpet, high-back helm chair with armrests, premium Bimini Top, mood lighting and an enhanced console with tilt steering, a chrome spoked steering wheel and a gauge package with speedometer, trim and volt gauges.





ENCLOSURE OPTIONS

Protect your boat from the elements with an enclosure. They all feature our Easy Match Tab System for quick assembly, sturdy round aluminum tubing and stainless features for strength, quick release for ease of use, and solution-dyed polyester Vista canvas for lasting color without bleeding.

PLAYPEN COVER

Add protection with a color-coordinated canvas cover that easily snaps to railing.

SYNTHETIC TEAK FLOORING

Available in stern boarding area for a unique look with great wear.

| WHICH TUBE IS RIGHT FOR YOU? | CHARACTERISTICS | PERFORMANCE | LIFT | HANDLING | FUEL ECONOMY | RECOMMENDED ACTIVITY |
|------------------------------|--|-------------|------|----------|--------------|--|
| | Two .80 round tubes | | | | | Great for all-around boating |
| | Two .080 round tubes w/.060 aluminum underdeck liner | | | | | Great for all-around boating with improved water flow |
| | Two .080 round tubes w/.060 underdeck liner w/lifting strakes | | | | | Great for all-around boating with improved water flow, high horsepower lifting performance |
| | Two .080 "v" shaped tubes | | | | | Planing performance, faster speed, lower horsepower; add underdeck liner for better water flow |
| | Three .080 round tubes w/.060 aluminum underdeck liner | | | | | For all-around boating with improved water flow, better handling and smoother, more buoyant ride |
| | Three .080 round tubes w/.060 aluminum underdeck liner w/lifting strakes | | | | | Great for all-around boating with improved water flow, better handling, a smoother, more buoyant ride, high horsepower lifting performance |
| | Two .080 "v" shaped tubes with one round center tube | | | | | Planing performance, faster speed, lower horsepower, better handling, a smoother, more buoyant ride, high horsepower performance |



SKI TOW

Jump into water sports with a ski tow that's bolted through the deck for maximum strength.




ALUMINUM SWIM PLATFORM

Generously sized swim platform features deepwater ladders for safety and convenience.



RPT TUBES

Better fuel efficiency and quicker planing for better performance with lower h.p. and a smoother, drier ride.



UNDERDECK LINER

Made with tough .060 Marine grade aluminum, this optional liner improves water flow and fuel economy.



PERFORMANCE STRAKES

Get faster planing, better cornering and a smoother ride (not available with RPT Tubes).



CENTER TUBE STORAGE

Available with the third tube option, this practical storage area is large enough for skis, ropes and life jackets.



VINYL FLOOR WITH SNAP-IN CARPET

The vinyl flooring stands up to wear and cleans easily after fishing. Then easily snap the carpet back in place for cruising.



RAISED HELM SEAT

Positioned so you can see over your passengers for a clear view of where you're going and what you're towing. Features an LED-lit base and handy cup holders.



MOVABLE CUP HOLDERS

Now you can place the cup holders where they work best for you with these smart stainless cup holders designed to fit anywhere.



30" GATE SEAT

Add to your comfort and seating arrangement with this convenient seat that can be placed in front of the bow gate.



STELLA FALLETTO SPOKED WHEEL

Take control with this sleek and stylish steering wheel.



UNDERWATER AND BABBITO LIGHTING

Light up the night with beautiful white tube-mounted underwater lighting or Babbito cool blue underdeck lighting. Both make night cruising more fun and romantic than ever.



LIGHTED CUP HOLDERS

A stylish extra that adds a bit of flair.



HI-TECH RADIO & GPS

Upgrade to the ultimate in modern conveniences with convenient GPS and/or Sirius® Satellite Radio that streams over 100 channels of music, sports and talk.



EXTRA TABLE KIT

Made to match the standard table, this stowable table kit with legs and base adds more room for dining, food prep and more.

| | | MANDALAY | | | | | | SIGNATURE | | | | | |
|-----------------------|---|----------|----------|------|-----------|------|-----------|-----------|------|-----------|------|-----------|------|
| | | 8525 LZ | 8525 BAR | 8525 | 8525 PORT | 8523 | 8523 PORT | 8525 LZ | 8525 | 8525 PORT | 8523 | 8523 PORT | 8521 |
| TUBES | RPT Tubes | S | S | S | S | S | S | O | O | O | O | O | O |
| | Third Tube | O | O | O | O | O | O | O | O | O | O | O | O |
| | Lifting Strakes | O | O | O | O | O | O | O | O | O | O | O | O |
| FLOOR/CARPET | All-Aluminum Transom w/Lifetime Warranty | S | S | S | S | S | S | S | S | S | S | S | S |
| | Aluminum Bottom Skin | S | S | S | S | S | O | O | O | O | O | O | O |
| | 3/4" Plywood Deck w/Lifetime Warranty | S | S | S | S | S | S | S | S | S | S | S | S |
| | 22 oz. Sculptured Carpet | — | — | — | — | — | — | — | — | — | — | — | — |
| CONSOLE | Full Vinyl Floor Covering w/Snap-In Carpet | O | O | O | O | O | O | O | O | O | O | O | O |
| | Full Vinyl Floor Covering | O | O | O | O | O | O | O | O | O | O | O | O |
| | 28 Oz. Carpet | S | S | S | S | S | S | S | S | S | S | S | S |
| | Full Fiberglass Console | S | S | S | S | S | S | S | S | S | S | S | S |
| DASH | Custom Molded Console | — | — | — | — | — | — | — | — | — | — | — | — |
| | Windscreens | S | S | S | S | S | S | S | S | S | S | S | S |
| | Gauge Package: Speedometer, Volt Meter, Trim Gauge | — | — | — | — | — | — | — | — | — | — | — | — |
| | Tachometer | S | S | S | S | S | S | S | S | S | S | S | S |
| | Speedometer | S | S | S | S | S | S | S | S | S | S | S | S |
| | Volt Meter | S | S | S | S | S | S | S | S | S | S | S | S |
| | Trim Gauge | S | S | S | S | S | S | O | O | O | O | O | O |
| ELECTRICAL | Fuel Gauge | S | S | S | S | S | S | S | S | S | S | S | S |
| | Depth Gauge | S | S | S | S | S | S | O | O | O | O | O | O |
| | Speakers | (4) | (4) | (4) | (4) | (4) | (4) | (4) | (4) | (4) | (4) | (4) | (4) |
| | AM/FM Stereo w/Auxiliary Port for MP3 Player | S | S | S | S | S | S | S | S | S | S | S | S |
| | Stern Courtesy Light | S | S | S | S | S | S | — | — | — | — | — | — |
| | Docking Lights | S | S | S | S | S | S | S | S | S | S | S | S |
| | Babbitt Lighting | O | O | O | O | O | O | O | O | O | O | O | O |
| | Floor Lighting | S | S | S | S | S | S | — | — | — | — | — | — |
| | Lighted Cup Holders | S | S | S | S | S | S | O | O | O | O | O | O |
| | Underwater Lighting | S | S | S | S | S | S | O | O | O | O | O | O |
| SEATING | Rotocast Furniture Bases | S | S | S | S | S | S | S | S | S | S | S | S |
| | Helm Chair w/Swivel, Slide and Armrests | — | — | — | — | — | — | — | — | — | — | — | — |
| | Single Reclining Helm Chair w/Slider, Armrests & Headrest | S | S | S | S | S | S | S | S | S | S | S | S |
| FISH | Bass Seats | — | — | — | — | — | — | — | — | — | — | — | — |
| | Lounge Arm Change Room | S | — | — | — | — | — | S | — | — | — | — | — |
| | Built-In Livewell | — | — | — | — | — | — | — | — | — | — | — | — |
| TABLES | Stern Rod Holders | — | — | — | — | — | — | — | — | — | — | — | — |
| | Extra Table w/Leg and Base | O | O | O | O | O | O | O | O | O | O | O | O |
| | Table w/Cup Holders | S | S | S | S | S | S | S | S | S | S | S | S |
| | 2-Table Floor Bases | S | S | S | S | S | S | S | S | — | S | — | S |
| TOP | 8'6" Bimini Top | — | — | — | — | — | — | S | S | S | S | S | S |
| | 10' Bimini Top | S | S | S | S | S | S | — | — | — | — | — | — |
| PANELS/CASTINGS/RAILS | Through-Bolted Deck Cleats | — | — | — | — | — | — | S | S | S | S | S | S |
| | Pull-Up Deck Cleats | S | S | S | S | S | S | O | O | O | O | O | O |
| | Anodized Deck Trim | S | S | S | S | S | S | S | S | S | S | S | S |
| | 1-1/4" Anodized Railing | S | S | S | S | S | S | S | S | S | S | S | S |
| | Stainless Bow Rails | S | S | S | S | S | S | O | O | O | O | O | O |
| FUEL/STEER | Fuel Tank (gallons) | (30) | (30) | (30) | (30) | (30) | (30) | (30) | (30) | (30) | (30) | (30) | (30) |
| | Hydraulic Steering | S | S | S | S | S | S | O | O | O | O | O | O |
| CANVAS | Galley w/Sink | — | S | S | S | S | S | — | — | — | — | — | — |
| | Refrigerator | — | O | O | O | O | O | — | — | — | — | — | — |
| | Ski Tow | O | O | O | O | O | O | O | O | O | O | O | O |
| | Playpen Cover | O | O | O | O | O | O | O | O | O | O | O | O |
| MISCELLANEOUS | Full Camper Enclosure | O | O | O | O | O | O | O | O | O | O | O | O |
| | Half Camper Enclosure | O | O | O | O | O | O | O | O | O | O | O | O |
| | Double Top (Includes Zipper Top) | O | O | O | O | O | O | O | O | O | O | O | O |
| | Porta Potti | O | O | O | O | O | O | O | O | O | O | O | O |
| | 12 Volt Receptacle | S | S | S | S | S | S | S | S | S | S | S | S |
| | Trolling Motor Plug | — | — | — | — | — | — | — | — | — | — | — | — |
| | 36 Qt. Hard Cooler | S | S | S | S | S | S | — | — | — | — | — | — |
| | Rear Entry Boarding Ladder | — | — | S | S | S | S | S | S | S | S | S | S |
| | Walk-In Changing Room | — | S | S | S | S | S | — | S | S | S | S | — |
| | LE Package | — | — | — | — | — | — | — | — | — | — | — | — |
| | In-Floor Storage | O | O | O | O | O | O | O | O | O | O | O | O |
| | Aluminum Swim Platform | S | S | S | S | O | O | O | O | O | O | O | O |

MIRAGE CRUISE

MIRAGE FISH

| 8524 LZ | 8522 LZ | 8522 CR | 8520 CR | 820 CR | 818 CR | 8522 CNF | 8522 4-PT. | 8520 CNF | 8520 4-PT. | 820 4-PT. | 818 FISH | |
|---------|---------|---------|---------|--------|--------|----------|------------|----------|------------|-----------|----------|---|
| O | O | O | O | — | — | O | O | O | O | — | — | RPT Tubes |
| O | O | O | O | — | — | O | O | O | O | — | — | Third Tube |
| O | O | O | O | — | — | O | O | O | O | — | — | Lifting Strakes |
| S | S | S | S | S | S | S | S | S | S | S | S | All-Aluminum Transom w/Lifetime Warranty |
| O | O | O | O | — | — | O | O | O | O | — | — | Aluminum Bottom Skin |
| S | S | S | S | S | S | S | S | S | S | S | S | 3/4" Plywood Deck w/Lifetime Warranty |
| S | S | S | S | S | S | S | S | S | S | S | S | 22 oz. Sculptured Carpet |
| O | O | O | O | O | O | O | O | O | O | O | O | Full Vinyl Floor Covering w/Snap-In Carpet |
| O | O | O | O | O | O | O | O | O | O | O | O | Full Vinyl Floor Covering |
| O | O | O | O | O | O | O | O | O | O | O | O | 28 Oz. Carpet |
| — | — | — | — | — | — | — | — | — | — | — | — | Full Fiberglass Console |
| S | S | S | S | S | S | S | S | S | S | S | S | Custom Molded Console |
| S | S | S | S | S | O | S | S | S | S | S | O | Windscreen |
| O | O | O | O | O | O | O | O | O | O | O | O | Gauge Package: Speedometer, Volt Meter, Trim Gauge |
| S | S | S | S | S | S | S | S | S | S | S | S | Tachometer |
| — | — | — | — | — | — | — | — | — | — | — | — | Speedometer |
| — | — | — | — | — | — | — | — | — | — | — | — | Volt Meter |
| O | O | O | O | O | O | O | O | O | O | O | O | Trim Gauge |
| S | S | S | S | S | — | S | S | S | S | S | — | Fuel Gauge |
| O | O | O | O | O | O | O | O | O | O | O | O | Depth Gauge |
| (4) | (4) | (2) | (2) | (2) | (2) | (2) | (2) | (2) | (2) | (2) | (2) | Speakers |
| S | S | S | S | S | S | S | S | S | S | S | S | AM/FM Stereo w/Auxiliary Port for MP3 Player |
| — | — | — | — | — | — | — | — | — | — | — | — | Stern Courtesy Light |
| S | S | S | S | S | O | S | S | S | S | S | O | Docking Lights |
| O | O | O | O | O | O | O | O | O | O | O | O | Babbito Lighting |
| O | O | O | O | O | — | O | O | O | O | O | — | Floor Lighting |
| — | — | — | — | — | — | — | — | — | — | — | — | Lighted Cup Holders |
| O | O | O | O | O | — | O | O | O | O | O | O | Underwater Lighting |
| S | S | S | S | S | S | S | S | S | S | S | S | Rotocast Furniture Bases |
| S | S | S | S | S | S | S | S | S | S | S | S | Helm Chair w/Swivel, Slide and Armrests |
| O | O | O | O | O | — | O | O | O | O | O | — | Single Reclining Helm Chair w/Slider, Armrests & Headrest |
| — | — | — | — | — | — | (2) | (4) | (2) | (4) | (4) | (2) | Bass Seats |
| S | S | S | S | S | — | S | S | S | S | S | — | Lounge Arm Change Room |
| — | — | — | — | — | — | S | S | S | S | S | S | Built-In Livewell |
| — | — | — | — | — | — | S | S | S | S | S | — | Stern Rod Holders |
| O | O | O | O | O | O | O | O | O | O | O | O | Extra Table w/Leg and Base |
| S | S | S | S | S | S | S | S | S | S | S | S | Table w/Cup Holders |
| S | S | S | S | — | — | — | — | — | — | — | — | 2-Table Floor Bases |
| S | S | S | S | S | S | S | S | S | S | S | S | 8'6" Bimini Top |
| — | — | — | — | — | — | — | — | — | — | — | — | 10' Bimini Top |
| S | S | S | S | S | O | S | S | S | S | S | O | Through-Bolted Deck Cleats |
| — | — | — | — | — | — | — | — | — | — | — | — | Pull-Up Deck Cleats |
| S | S | S | S | S | S | S | S | S | S | S | S | Anodized Deck Trim |
| S | S | S | S | S | S | S | S | S | S | S | S | 1-1/4" Anodized Railing |
| — | — | — | — | — | — | — | — | — | — | — | — | Stainless Bow Rails |
| (30) | (30) | (30) | (30) | (30) | (24) | (24) | (24) | (24) | (24) | (24) | (24) | Fuel Tank (gallons) |
| O | O | O | O | O | — | O | O | O | O | O | — | Hydraulic Steering |
| — | — | O | O | O | — | — | — | — | — | — | — | Galley w/Sink |
| — | — | — | — | — | — | — | — | — | — | — | — | Refrigerator |
| O | O | O | O | O | O | O | O | O | O | O | O | Ski Tow |
| O | O | O | O | O | O | O | O | O | O | O | O | Playpen Cover |
| O | O | O | O | — | — | O | O | O | O | — | — | Full Camper Enclosure |
| O | O | O | O | — | — | O | O | O | O | — | — | Half Camper Enclosure |
| O | O | O | O | — | — | O | O | O | O | — | — | Double Top (Includes Zipper Top) |
| O | O | O | O | O | O | O | O | O | O | O | O | Porta Potti |
| S | S | S | S | S | S | S | S | S | S | S | S | 12 Volt Receptacle |
| — | — | — | — | — | — | — | S | — | S | S | — | Trolling Motor Plug |
| — | — | — | — | — | — | — | — | — | — | — | — | 36 Qt. Hard Cooler |
| S | S | S | S | S | S | S | S | S | S | S | S | Rear Entry Boarding Ladder |
| — | — | — | — | — | — | — | — | — | — | — | — | Walk-In Changing Room |
| O | O | O | O | O | O | O | O | O | O | O | O | LE Package |
| — | — | — | — | — | — | — | — | — | — | — | — | In-Floor Storage |
| O | O | O | O | — | — | O | O | O | — | — | — | Aluminum Swim Platform |

2012

PONTOON BOATS



SYLVAN
P.O. Box 65
New Paris, IN 46553

TO TALK TO THE DEALER NEAREST YOU, DIAL 866-766-9698.
Connects directly to dealer. Please call during business hours.

Sylvan Marine offers a full line of fishing, pontoon & utility boats. Please visit:
www.sylvanmarine.com




SMOKERCRAFT
FAMILY OF PRODUCTS



In the interest of continually developing the finest products possible, Sylvan reserves the right to change products and specifications without notice. All representations in this catalog are believed to be correct at the time of publication. Some optional equipment may be shown in some photographs. Some models may not be available outside the United States.

Printed 12/11 11-SSC-118

Find us on
Facebook



EVINRUDE
E-TEC



HONDA
MARINE

MERCURY
1 On The Water

SUZUKI
MARINE

YAMAHA